



ASANSOL ENGINEERING COLLEGE
ANALYSIS OF FEEDBACK ON FACILITIES (BY STUDENTS)
ACADEMIC YEAR 2021-22

IQAC has collected feedback on facilities provided for the year 2021-22, on 29 different points in which a total of 1981 students have taken part. Out of total responses, 281 responses are considered for the feedback on point related to Hostel Facilities as those are boarders of the hostel.

Rating (comments) taking on the following facilities given bellow-

1. Class Room: Infrastructure
2. Class Room: Cleanliness
3. Infrastructure of Lab: No. of Experimental Setup / Computer
4. Infrastructure of Lab: Safety measures inside labs
5. Internet and Wi-Fi Facility: Accessibility of Wi-Fi & Net Speed
6. Canteen: Food Prices/ Quantity/ Hygienic Food
7. Canteen: Service
8. Canteen: Timings
9. Canteen: Adequate sitting arrangement
10. Washroom & Drinking water: Cleanliness/ Lighting of Washroom all the time
11. Washroom & Drinking water: Quality of drinking Water
12. Extra-Curricular activities: Availability of free time for extra-curricular activities
13. Extra-Curricular activities: Enough space available to play sports in college
14. Gym: Availability of Gym equipment/Gym
15. Gym: Timing
16. Mentoring System: Regularity in counseling
17. Mentoring System: Motivation to the students to participate in Co-curricular and extra-curricular activities

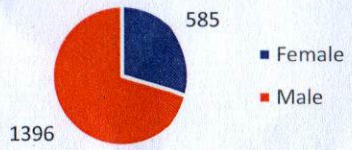
18. Library: Availability of books/Journals
19. Library: Utilizing Digital Library
20. Library: Timings
21. Medical: Availability of Doctor and Medicines/Timings
22. Emergency Transport Facility
23. Banking services & ATM
24. HOSTEL: Availability of water/ Wi-Fi/food
25. HOSTEL: Cleanliness
26. HOSTEL: Timings
27. HOSTEL: Sports facilities
28. HOSTEL: Entertainment
29. Overall Impression on the Institution

QN	Question	V. Good	Excellent	Good	Average	Poor
1	Rate the following facilities given in Rows [Class Room: Infrastructure]	533	400	659	321	68
2	Rate the following facilities given in Rows [Class Room: Cleanliness]	513	421	577	322	148
3	Rate the following facilities given in Rows [Infrastructure of Lab: No. of Experimental Setup / Computer]	652	522	549	203	55
4	Rate the following facilities given in Rows [Infrastructure of Lab: Safety measures inside labs]	629	603	540	166	43
5	Rate the following facilities given in Rows [Internet and Wi-Fi Facility: Accessibility of Wi-Fi & Net Speed]	393	275	395	380	538
6	Rate the following facilities given in Rows [Canteen: Food Prices/ Quantity/ Hygienic Food]	443	295	539	463	241
7	Rate the following facilities given in Rows [Canteen: Service]	448	339	609	419	166
8	Rate the following facilities given in Rows [Canteen: Timings]	537	396	674	275	99
9	Rate the following facilities given in Rows [Canteen: Adequate sitting arrangement]	558	392	612	294	125
10	Rate the following facilities given in Rows [Washroom & Drinking water: Cleanliness/ Lighting of Washroom all the time]	455	342	476	367	341
11	Rate the following facilities given in Rows [Washroom & Drinking water: Quality of drinking Water]	531	396	515	321	218

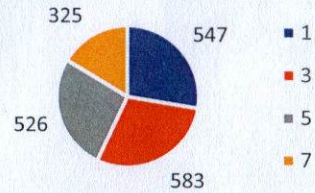
12	Rate the following facilities given in Rows [Extra-Curricular activities: Availability of free time for extra-curricular activities]	511	419	561	303	187
13	Rate the following facilities given in Rows [Extra-Curricular activities: Enough space available to play sports in college]	570	544	549	227	91
14	Rate the following facilities given in Rows [Gym: Availability of Gym equipment/ Gym]	533	356	621	307	164
15	Rate the following facilities given in Rows [Gym: Timing]	534	348	623	284	192
16	Rate the following facilities given in Rows [Mentoring System: Regularity in counselling]	610	523	539	219	90
17	Rate the following facilities given in Rows [Mentoring System: Motivation to the students to participate in Co-curricular and extra-curricular activities]	599	545	530	210	97
18	Rate the following facilities given in Rows [Library: Availability of books/Journals]	560	516	528	250	127
19	Rate the following facilities given in Rows [Library: Utilizing Digital Library]	508	475	550	296	152
20	Rate the following facilities given in Rows [Library: Timings]	541	460	527	302	151
21	Rate the following facilities given in Rows [Medical: Availability of Doctor and Medicines/Timings]	581	409	599	260	132
22	Rate the following facilities given in Rows [Emergency Transport Facility]	565	426	619	272	99
23	Rate the following facilities given in Rows [Banking services & ATM]	586	529	578	216	72
24	Rate the following facilities given in Rows [HOSTEL: Availability of water/ Wi-Fi/food] *	76	50	72	39	48
25	Rate the following facilities given in Rows [HOSTEL: Cleanliness] *	81	50	67	46	41
26	Rate the following facilities given in Rows [HOSTEL: Timings] *	85	48	75	37	40
27	Rate the following facilities given in Rows [HOSTEL: Sports facilities] *	73	50	77	39	46
28	Rate the following facilities given in Rows [HOSTEL: Entertainment] *	59	54	64	47	61
29	Rate the following facilities given in Rows [Overall Impression on the Institution]	616	467	585	245	68

***From Hostel responses of 281 students are considered.**

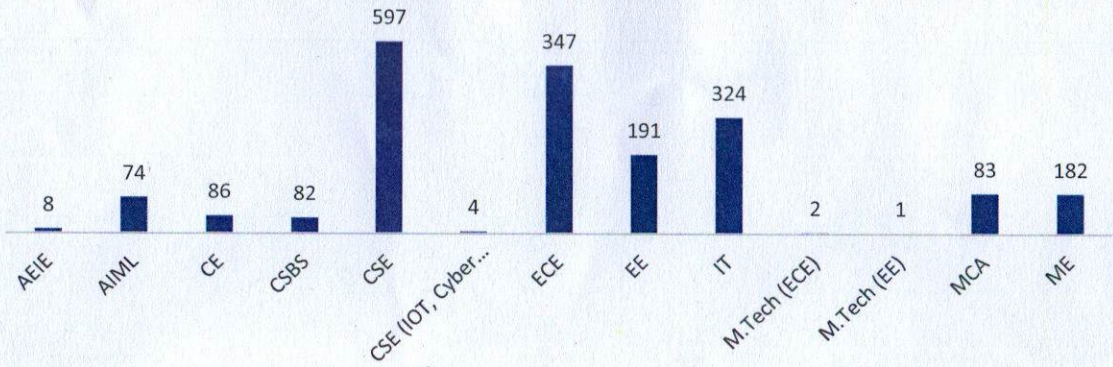
Gender wise Responses



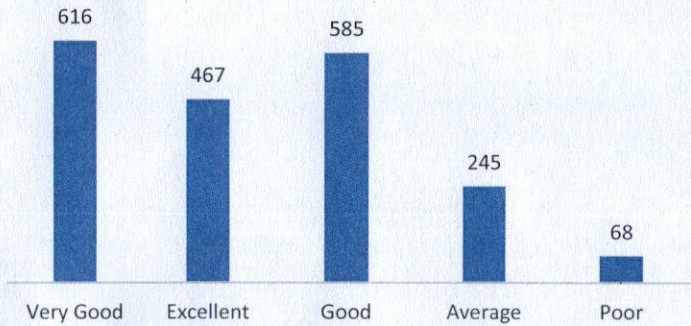
Semester wise Responses



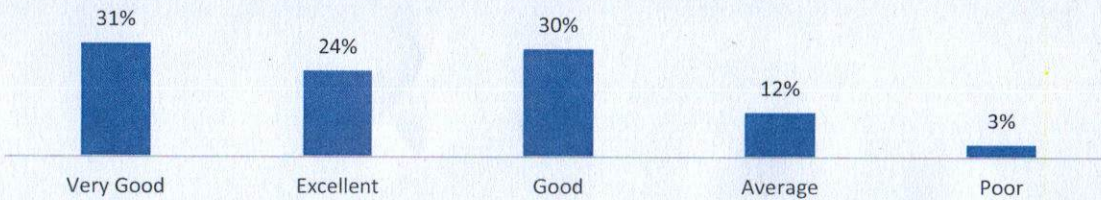
Department wise Responses



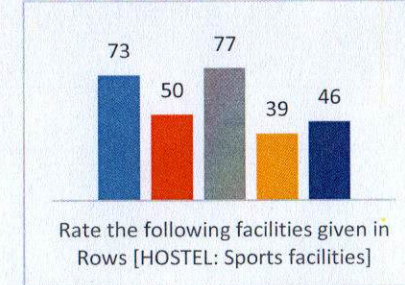
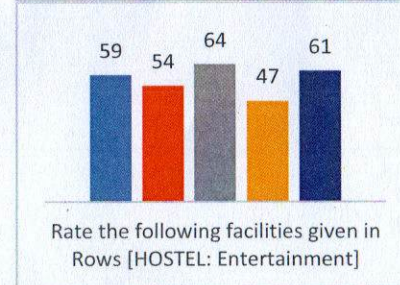
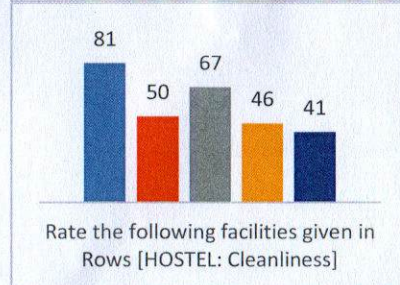
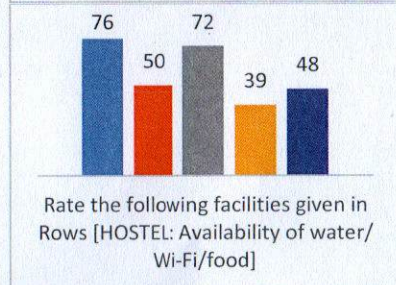
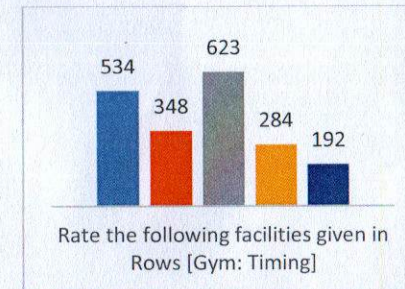
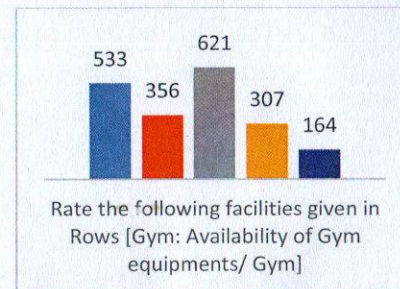
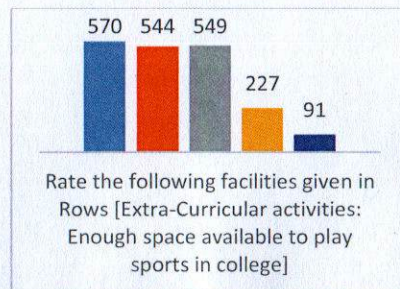
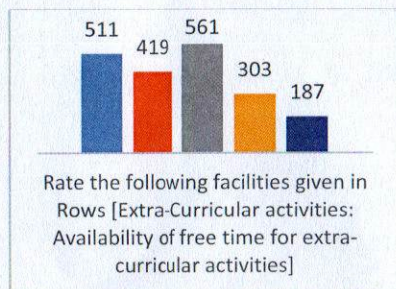
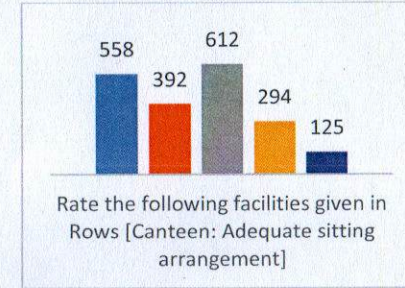
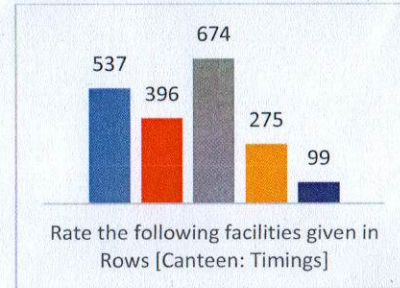
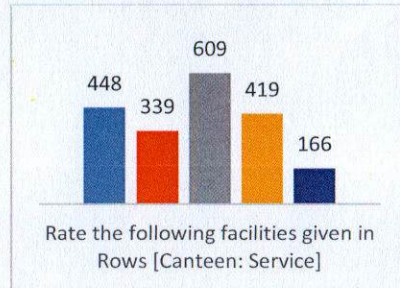
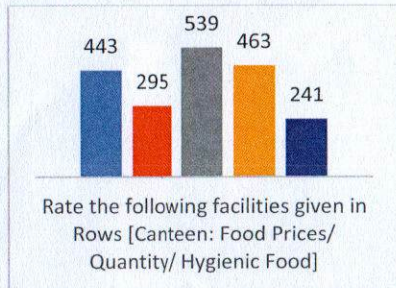
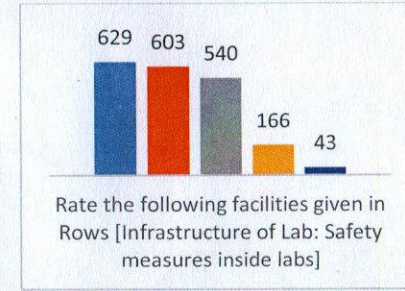
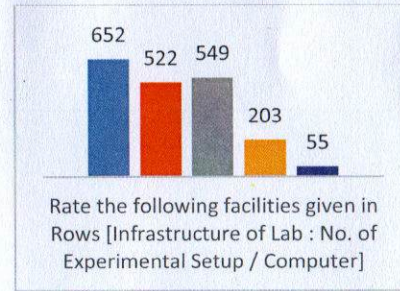
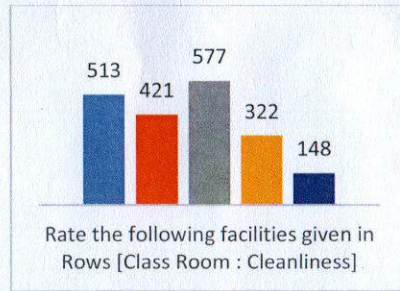
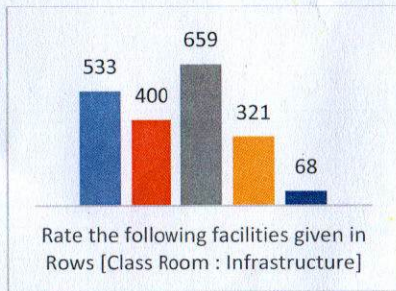
Feedback on Overall Facilities

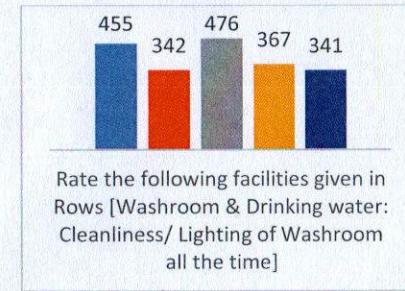
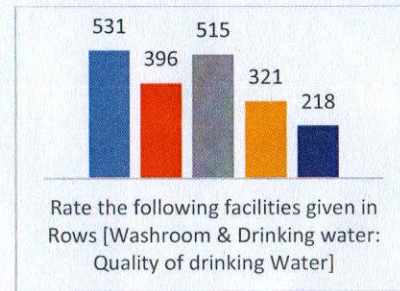
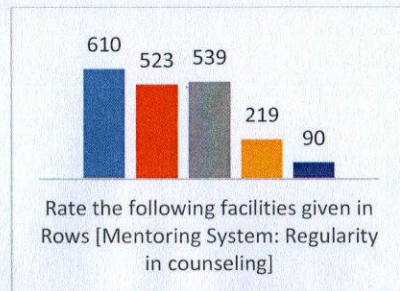
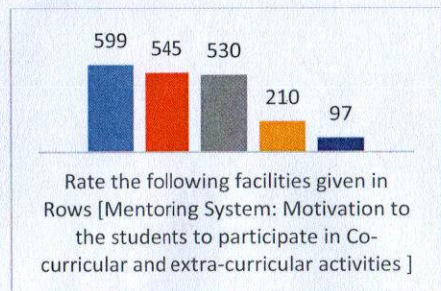
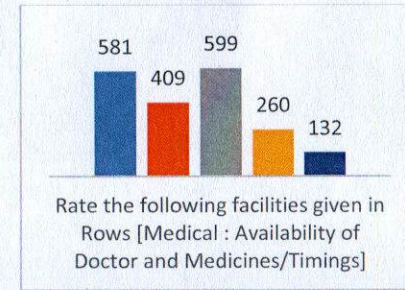
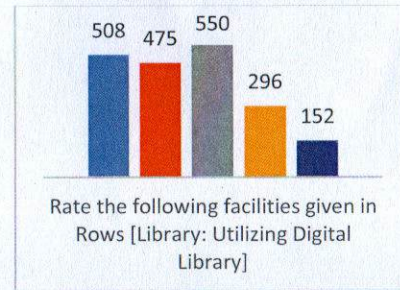
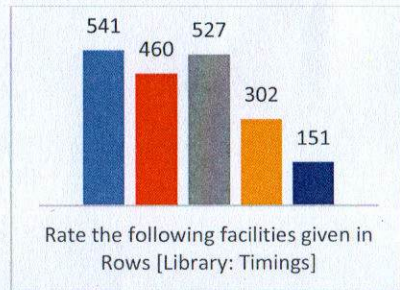
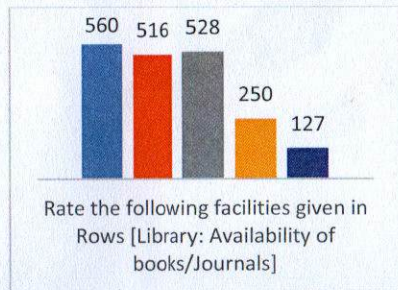
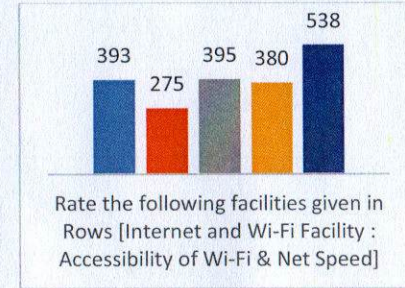
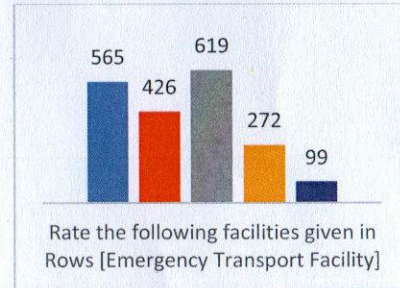
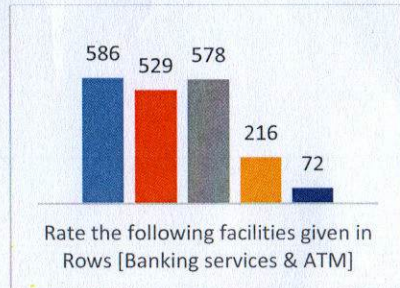
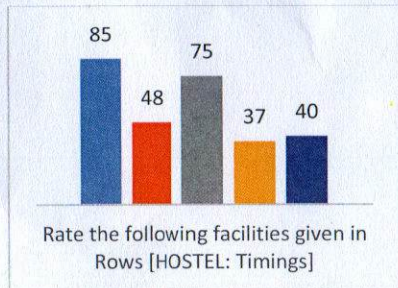


Feedback on Overall Facilities (in %)



Very Good	
Excellent	
Good	
Average	
Poor	





Findings

Class Room

Infrastructure: 27% of the students have quoted 'Very Good' while 20% said 'Excellent'. 33% of the students have put it in 'Good' category whereas 16% of the students were saying it is 'Average'. **3% of the students commented it as 'Poor'.**

Cleanliness: 26% of the students said it is 'Very Good' while 21% students said it is 'Excellent'. 29% of the students have reported it as 'Good' whereas 16% said it is 'Average'. **7% of the students have reported in as 'Poor'.**

Lab

Number of Experimental Setup/Computer: 33% of the students responded it as 'Very Good', 26% as 'Excellent' and 28% as 'Good'. 10% of the students said it as 'Average' while **3% of the students reported it as 'Poor'.**

Safety measures inside labs: 32% students ranked it as 'Very Good'; 30% as 'Excellent' and 27% as 'Good'. 8% students ranked it 'Average' while **2% of the students ranked it as 'Poor'.**

Internet and WI-FI Facility: 20% of the students said the internet connectivity and wi-fi access in the college is in 'Very Good condition while 14% ranked it as 'Excellent' and 20% as 'Good'. 19% said it is in average while **27% said it is in poor conditions.**

Canteen:

Food Prizes/Quantity/Hygienic Food: 64% of the students shows their satisfaction in this category. 23% of the students reported it as 'Average' while **12% of the students said it is in 'Poor' conditions.**

Service: Services provided in the canteen is in good conditions reported by 70% of the students. 21% of the students reported it 'Average' while **8% said it is in 'Poor' conditions.**

Timings: For timings of the canteen, 81% of the students said it is 'Good' while 14% said it is 'Average' and **5% said it is 'Poor'.**

Sitting Arrangements: 79% of the students are satisfied with the sitting arrangements in the canteen. 15% of the students said it is in 'Average' condition while **6% of the students reported it is as 'Poor'.**

Washroom & Drinking Water

Cleanliness/Lighting: 64% of the students found satisfied for washroom in terms of cleanliness and lighting. 19% said it is in 'Average' conditions while **17% reported it as 'Poor'.**

Quality of drinking water: 73% of the students scored positive for the quality of drinking water. 16% of the students said it is 'Average' while **11% reported it as poor.**

Extra-Curricular Activities

Availability of Free time: 75% of the students reported that extracurricular activities are in good conditions and enough free time is found to avail the benefits. 15% rated 'Average' while **9% students reported more extracurricular activities are expected and hence 'Poor'**.

Enough Space available to play sports: 84% of the students said enough space available for playing sports in college campus. 11% students marked it as 'Average' while **5% of the students are not satisfied with the facilities.**

Gym

Availability of Gym/Equipment: 76% students rated positive to the Gym Services inside campus. 15% reported it as 'Average' while **8% said it is in 'Poor' condition.**

Timing: 76% students rated positive for the timing of Gym. 14% reported it as 'Average' while **10% shown dissatisfaction for this category.**

Mentoring System

Regularity in counselling: 84% students said their mentors counsel them properly while 11% reported it as 'Average'. **5% of the students are not satisfied with the said facility.**

Motivation to the students for participation in Co-Curricular and Extra-Curricular Activities: 85% of the students are quite satisfied with the mentoring system of the institution. 11% said 'Average' while **5% said it is not at par.**

Library

Availability of Books/Journal: 26% students rated it as 'Excellent'; 28% rated it as 'Very Good'; 27% rated it as 'Good' while 13% said it is 'Average'. As per **6% of the students, availability of Books/Journal in library is 'Poor'**.

Utilizing Digital Library: 77% of the students said, digital content of the library is satisfactory while 15% said it average and **8% said it is poor.**

Timings: 77% of the students are satisfied with the timings of the library. 15% of the students rated it as 'Average' while **8% ranked the facility as 'Poor'**.

Medical: 80% of the students rated positive for the medical services while 13% said it is in average condition and **7% reported it as poor.**

Emergency Transport: 22% students said it is in excellent conditions. 29% students said it is in very good condition. 31% of the students remarked it good. While 14% of the students quoted it average and **5% of the students said it is in poor conditions.**

Banking & ATM: 85% students rated positive to the Banking and ATM facilities. 11% rated it as 'Average' while **4% of the students found dissatisfied with the facility.**

Hostel

Availability of Water/Wi-Fi Food: 69% of the students said it is in good conditions. 14% of the students reported it as 'Average' while **17% reported Poor.**

Cleanliness: Around 69% of the students show their satisfaction for cleanliness. 16% of the students said it is average. **14% of the student reported Poor.**

Hostel Timings: 73% of the students are satisfied with the timings of the hostel. 13% of the students said this is in average scenario while **14% of the students said it need modification as it is poor.**

Sports Facilities: 70% of the students are well satisfied with the sports facilities while 13% reported it as 'Average'. **16% of the students found dissatisfied.**

Entertainment: 62% of the students said the entertainment facilities in hostel is in good conditions while 16% said it is average and **21% said it is in poor conditions.**

Overall impression: Overall impression of the facilities provided by the institution is found satisfactory (84%) while 12% of the students said that is average and **3% of the students reported in poor conditions.**


Major Concern areas

1. Washroom of the College, dirty and unhygienic and in broken conditions. (Both Girl's and Boy's)
2. Washroom of the Hostels, dirty and unhygienic.
3. Not sufficient light in the College Girl's wash room, and need some adequate facilities.
4. Pure Drinking water facility is not available in every floor of the college.
5. Insufficient light and space in A and C Block Class room, and rooms are not cleaned in regular basis (NB Block Class room also).
6. Wi-fi Speed should increase.
7. Canteen food quality of the canteen is too much poor and it does not provide food variety.
8. Library timing must be increased and need new edition books.
9. There are no essential medicine and First-Aid facilities available at both the hostels.
10. Need to increased food quality in both the hostels.

Suggestion from Students Side:

1. Digital board in all the class rooms.

2. Need common room for girls and boys in College Campus.
3. Need sufficient sports equipment.
4. New equipment for Laboratory.
5. Need mirrors in all the washrooms.
6. Allow students to avail lift facility and may install lift facility in the blocks.
7. Space for Yoga and Zumba activities.



Coordinator, IQAC

Coordinator, IQAC
Asansol Engineering College
Asansol - 713305