

**Consolidated Feedback Reports
for AY 2017-18
(Course Curriculum)**



ASANSOL ENGINEERING COLLEGE

AICTE Approved; MAKAUT Affiliated; UGC (2f) Recognised
Kanyapur, Vivekananda Sarani, Asansol
Pashchim Bardhaman, WB, PIN - 713 305

INDEX

| Sl No. | Particular | Academic Year | Page No. |
|--------|-------------------------------|---------------|----------|
| 1 | Consolidated Reports for AEIE | 2017-18 | 1-7 |
| 2 | Consolidated Reports for MCA | | 8-14 |
| 3 | Consolidated Reports for CE | | 15-21 |
| 4 | Consolidated Reports for CSE | | 22-28 |
| 4 | Consolidated Reports for ECE | | 29-35 |
| 6 | Consolidated Reports for EE | | 36-42 |
| 7 | Consolidated Reports for IT | | 43-49 |
| 8 | Consolidated Reports for ME | | 50-56 |



ASANSOL ENGINEERING COLLEGE

Vivekananda Sarani, Kanyapur, Asansol – 5

Department of Applied Electronics & Instrumentation Engineering

Report on Feedback Analysis on Curriculum Academic Year – 2017-18

Program Name: B.Tech in Applied Electronics & Instrumentation Engineering

Stakeholders play an important role in curriculum development to cater with present need of society. The survey has been conducted among the various stakeholders (Students, Faculty Members/Academicians, Alumni, and Employers/Industrialists). A total 50 feedbacks were collected. The agreement rating regarding curriculum development with some specific questions for different stakeholders is listed in the table below. Based on stakeholder's feedback, Gaps in the curriculum is identified and addressed in the DAC. The potential gaps in the curriculum are thus observed and value addition course are drafted for further approval from Academic Committee (AC). The AC approved the courses thereafter. The feedback result is analyzed as follows.

1) Student Feedback Form

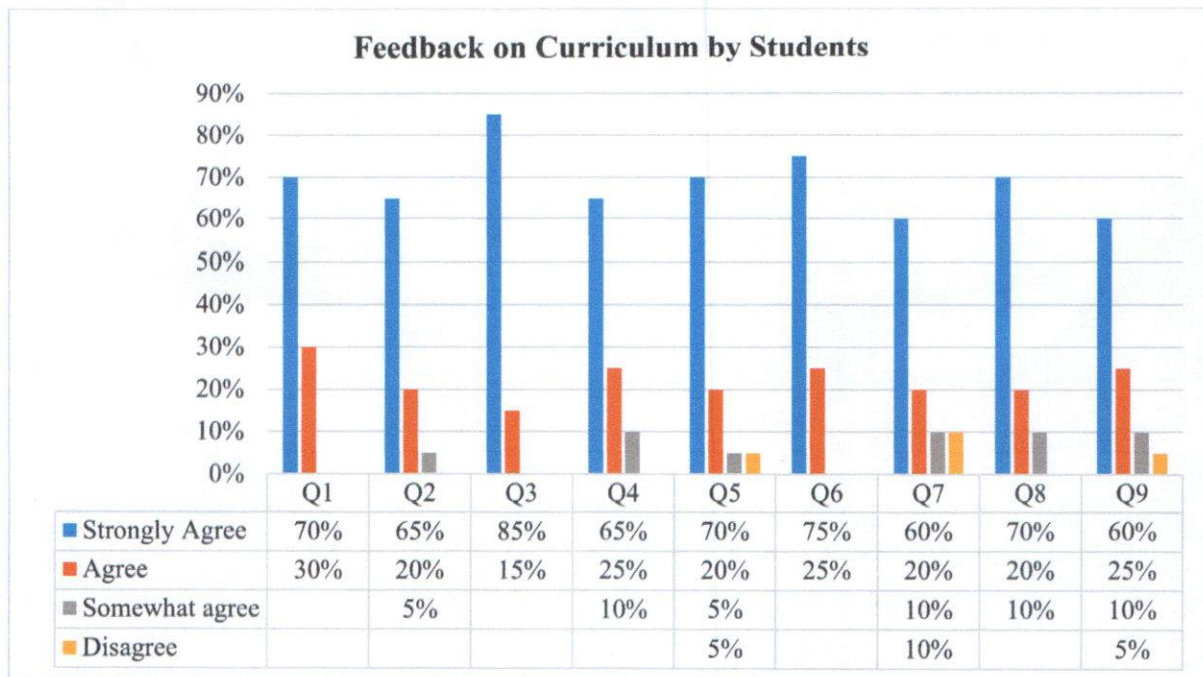
Sample Size – 20

Response Summary (Tabular)

| QN | Question | Strongly Agree (4) | Agree (3) | Somewhat agree (2) | Disagree (1) |
|----|--|--------------------|-----------|--------------------|--------------|
| 1 | The present curriculum is aligned with departmental mission. | 70% | 30% | | |
| 2 | Employability is given importance in curriculum design and development. | 65% | 20% | 5% | |
| 3 | Faculty members are prepared and qualified to teach the curriculum | 85% | 15% | | |
| 4 | The curriculum developed to prepare students for competitive exams like GATE | 65% | 25% | 10% | |
| 5 | The curriculum satisfies students need | 70% | 20% | 5% | 5% |
| 6 | Options for choosing electives are adequate | 75% | 25% | | |
| 7 | The curriculum allows multidisciplinary growth of students | 60% | 20% | 10% | 10% |
| 8 | The curriculum is well organized | 70% | 20% | 10% | |
| 9 | The curriculum focuses on design methodology, research and innovation. | 60% | 25% | 10% | 5% |

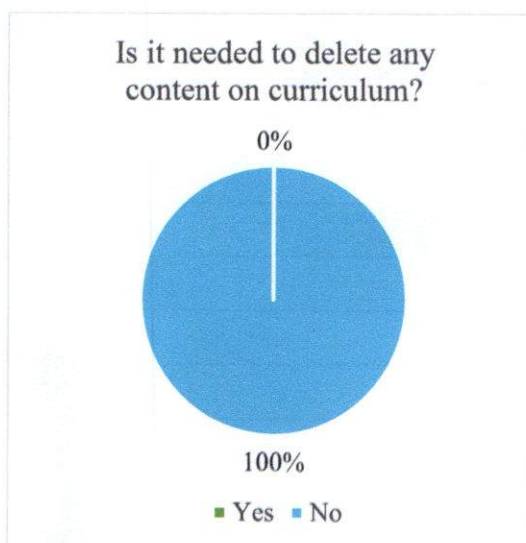
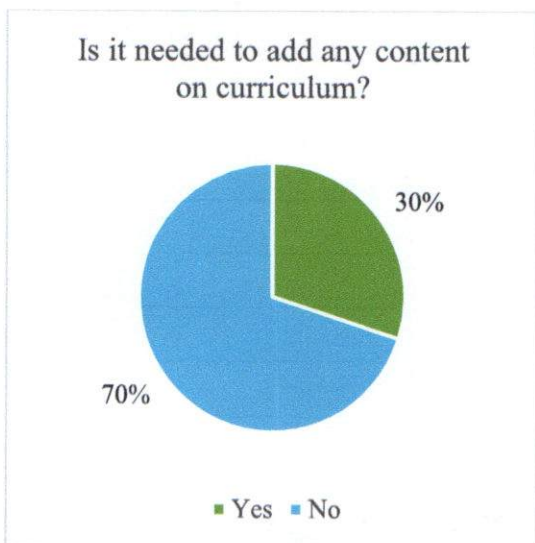


Response Summary (Graph)



Suggestions/Revisions

| QN | Question | Yes | No | If 'YES' specify the content |
|----|---|-----|------|------------------------------|
| 1 | Is it needed to add any content on curriculum? | 30% | 70% | PSPICE, LabView, Arduino |
| 2 | Is it needed to delete any content on curriculum? | 0% | 100% | NA |



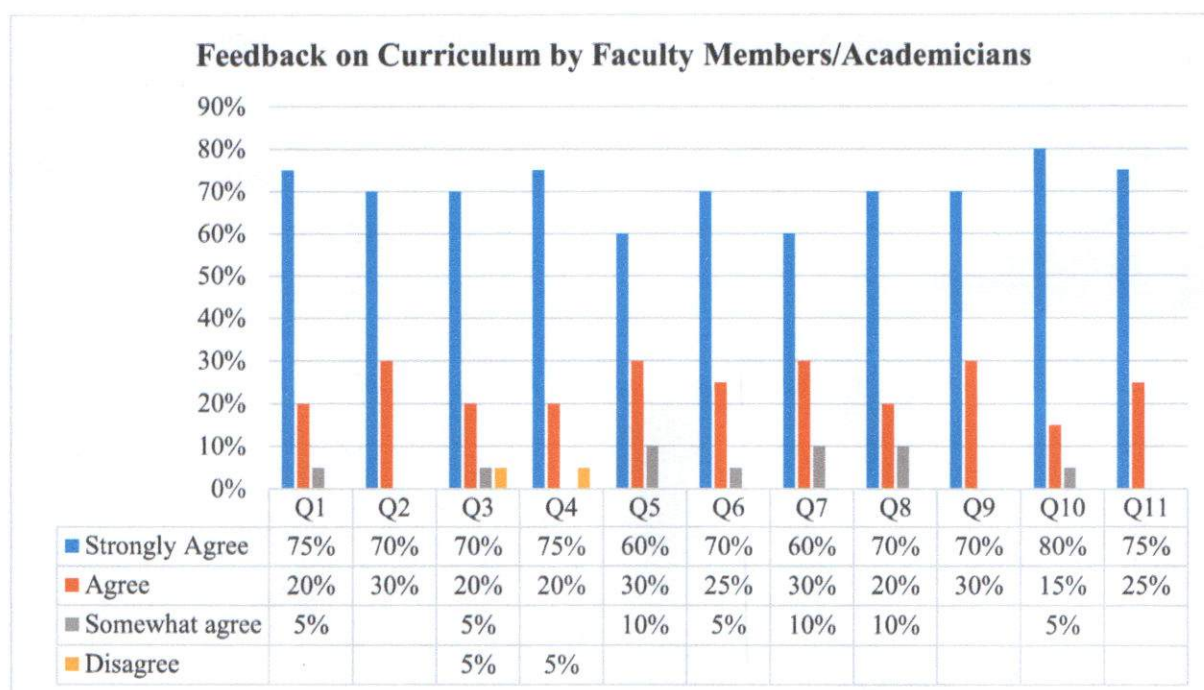
2) Faculty Members/Academicians Feedback Form

Sample Size – 5

Response Summary (Tabular)

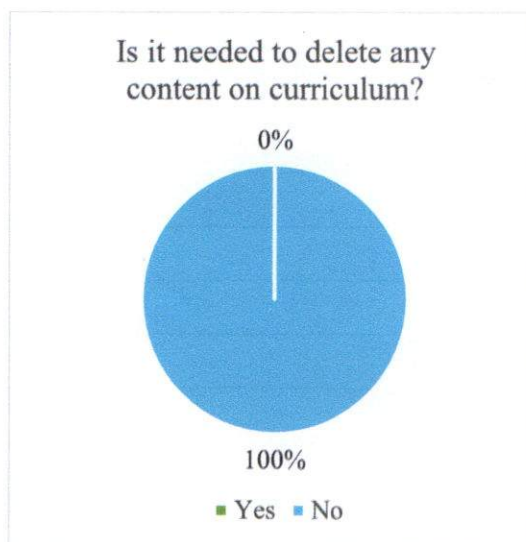
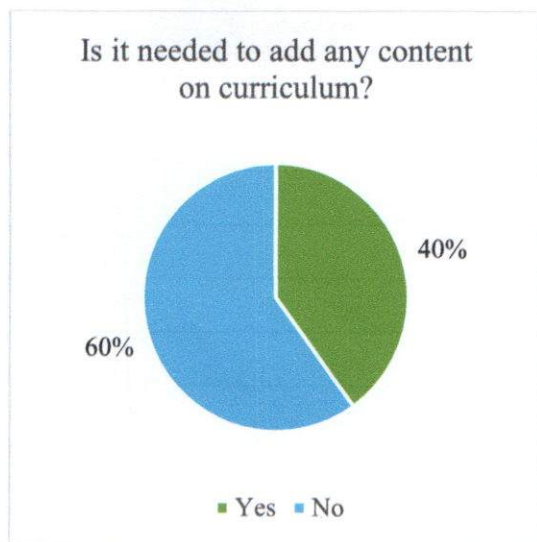
| QN | Question | Strongly Agree (4) | Agree (3) | Somewhat agree (2) | Disagree (1) |
|----|--|--------------------|-----------|--------------------|--------------|
| 1 | The present curriculum is aligned with departmental mission. | 75% | 20% | 5% | |
| 2 | Employability is given importance in curriculum design and development. | 70% | 30% | | |
| 3 | The curriculum developed to prepare students for competitive exams like GATE | 70% | 20% | 5% | 5% |
| 4 | The curriculum satisfies students need | 75% | 20% | | 5% |
| 5 | The curriculum allows multidisciplinary growth of students | 60% | 30% | 10% | |
| 6 | The curriculum is well organized | 70% | 25% | 5% | |
| 7 | The curriculum focuses on design methodology, research and innovation. | 60% | 30% | 10% | |
| 8 | Faculties are given enough freedom to contribute ideas on curriculum design and development. | 70% | 20% | 10% | |
| 9 | The system followed by the department for the design and development of curriculum is effective. | 70% | 30% | | |
| 10 | The curriculum has been updated from time to time. | 80% | 15% | 5% | |
| 11 | Options for choosing electives are adequate | 75% | 25% | | |

Response Summary (Graph)



Suggestions/Revisions

| QN | Question | Yes | No | If 'YES' specify the content |
|----|---|-----|------|--|
| 1 | Is it needed to add any content on curriculum? | 40% | 60% | PSPICE, LabView, Arduino, Fundamentals of Electronics and Instrumentations, Programming in C++ |
| 2 | Is it needed to delete any content on curriculum? | 0% | 100% | NA |



3) Alumni Feedback Form

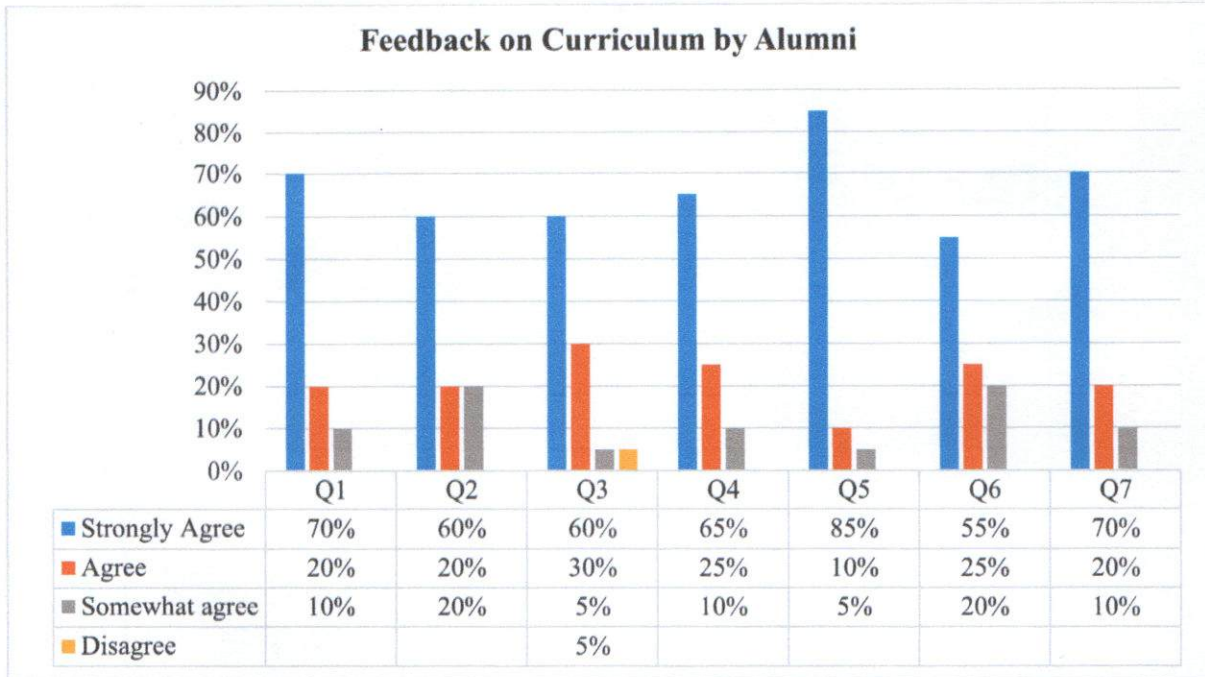
Sample Size – 20

Response Summary (Tabular)

| QN | Question | Strongly Agree (4) | Agree (3) | Somewhat agree (2) | Disagree (1) |
|----|--|--------------------|-----------|--------------------|--------------|
| 1 | The present curriculum is aligned with departmental mission. | 70% | 20% | 10% | |
| 2 | The curriculum developed to prepare students for competitive exams like GATE | 60% | 20% | 20% | |
| 3 | The curriculum satisfies students need | 60% | 30% | 5% | 5% |
| 4 | Employability is given importance in curriculum design and development. | 65% | 25% | 10% | |
| 5 | Options for choosing electives are adequate | 85% | 10% | 5% | |
| 6 | The curriculum allows multidisciplinary growth of students | 55% | 25% | 20% | |
| 7 | The curriculum focuses on design methodology, research and innovation. | 70% | 20% | 10% | |

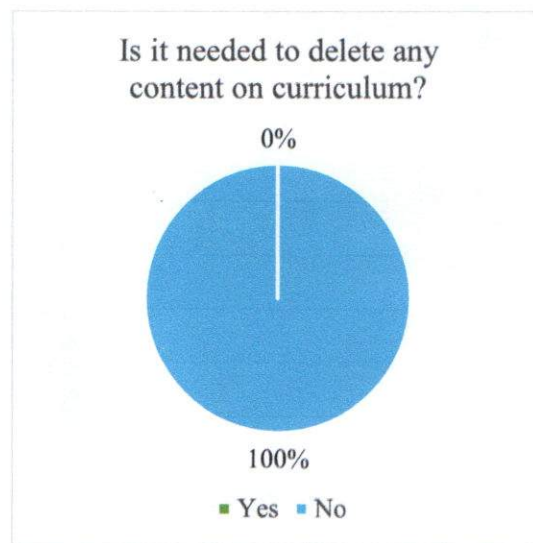
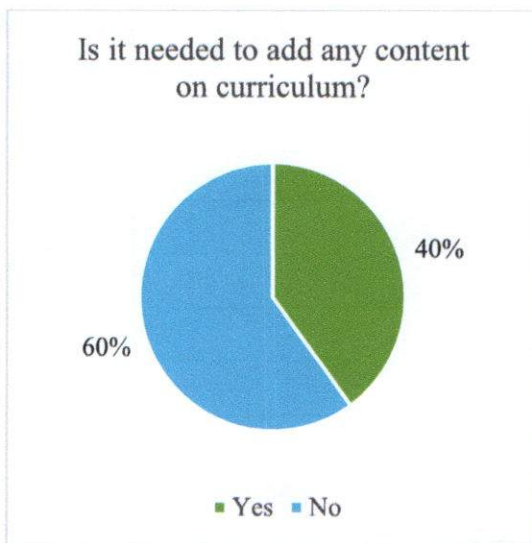


Response Summary (Graph)



Suggestions/Revisions

| QN | Question | Yes | No | If 'YES' specify the content |
|----|---|-----|------|----------------------------------|
| 1 | Is it needed to add any content on curriculum? | 40% | 60% | Arduino, C++, Deep Learning, IoT |
| 2 | Is it needed to delete any content on curriculum? | 0% | 100% | NA |



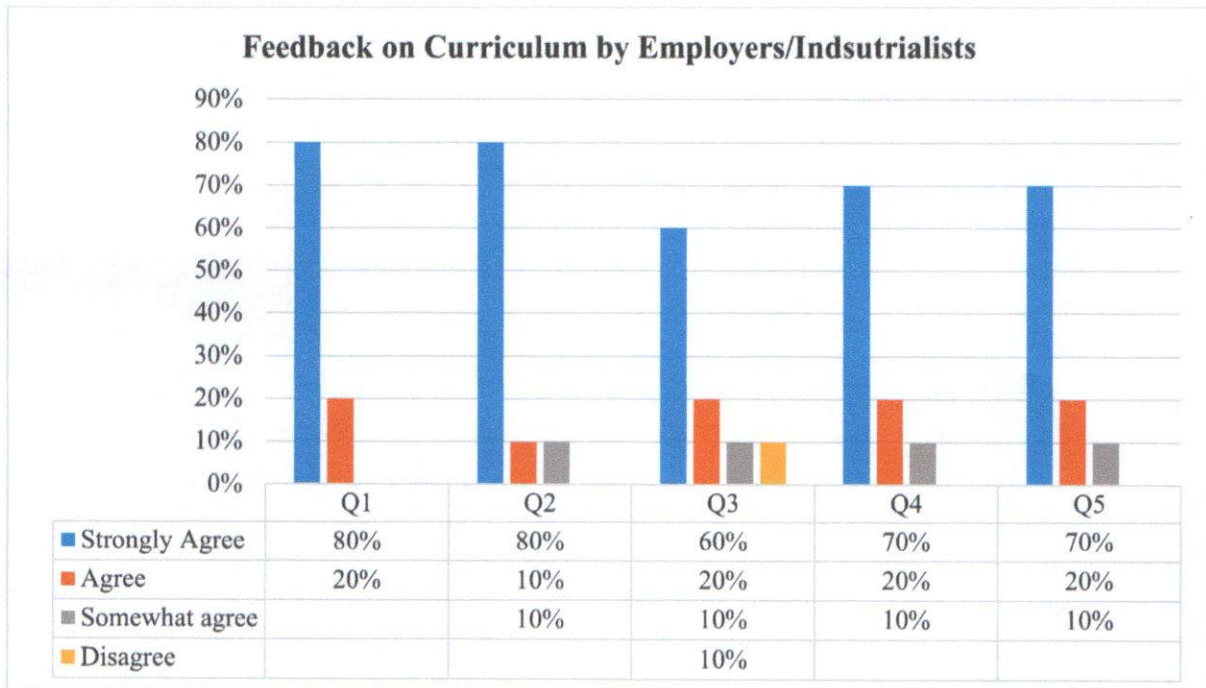
4) Employer's/Industrialists Feedback Form

Sample Size – 5

Response Summary (Tabular)

| QN | Question | Strongly Agree (4) | Agree (3) | Somewhat agree (2) | Disagree (1) |
|----|---|--------------------|-----------|--------------------|--------------|
| 1 | The present curriculum is aligned with departmental mission. | 80% | 20% | | |
| 2 | Employability is given importance in curriculum design and development. | 80% | 10% | 10% | |
| 3 | The curriculum allows multidisciplinary growth of students | 60% | 20% | 10% | 10% |
| 4 | The curriculum is well organized | 70% | 20% | 10% | |
| 5 | The curriculum focuses on design methodology, research and innovation. | 70% | 20% | 10% | |

Response Summary (Graph)

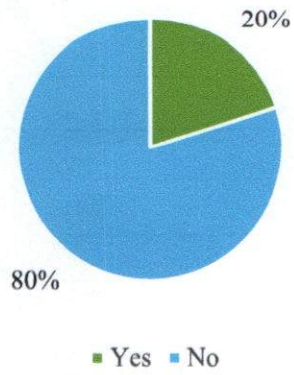


Suggestions/Revisions

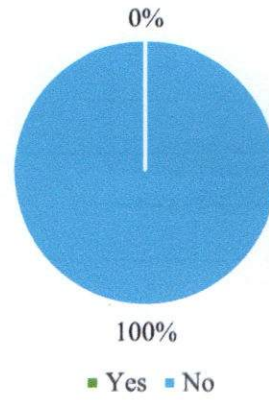
| QN | Question | Yes | No | If 'YES' specify the content |
|----|---|-----|------|------------------------------|
| 1 | Is it needed to add any content on curriculum? | 20% | 80% | Arduino, C, C++, MATLAB |
| 2 | Is it needed to delete any content on curriculum? | 0% | 100% | NA |



Is it needed to add any content on curriculum?



Is it needed to delete any content on curriculum?





ASANSOL ENGINEERING COLLEGE

Vivekananda Sarani, Kanyapur, Asansol – 5

Department of Computer Application

Report on Feedback Analysis on Curriculum Academic Year – 2017-18

Program Name: Master of Computer Applications

Stakeholders play an important role in curriculum development to cater with present need of society. The survey has been conducted among the various stakeholders (Students, Faculty Members/Academicians, Alumni, and Employers/Industrialists). A total 65 feedbacks were collected. The agreement rating regarding curriculum development with some specific questions for different stakeholders is listed in the table below. Based on stakeholder's feedback, Gaps in the curriculum is identified and addressed in the DAC. The potential gaps in the curriculum are thus observed and value addition course are drafted for further approval from Academic Committee (AC). The AC approved the courses thereafter. The feedback result is analyzed as follows.

1) Student Feedback Form

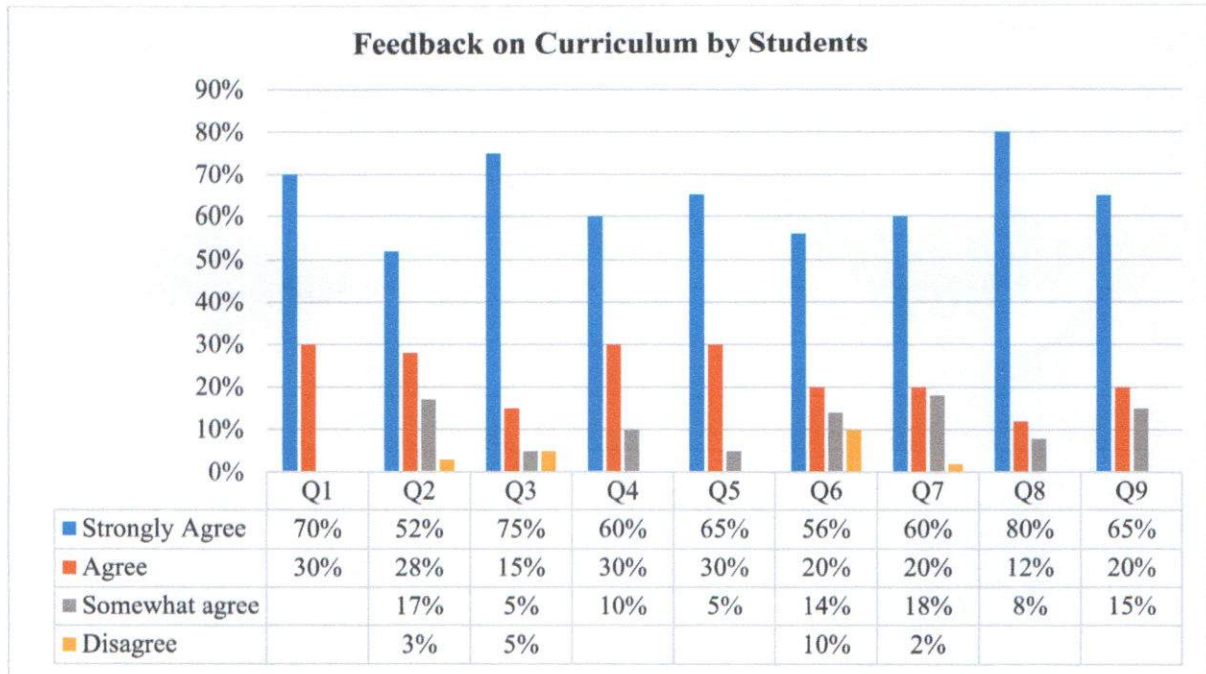
Sample Size – 35

Response Summary (Tabular)

| QN | Question | Strongly Agree (4) | Agree (3) | Somewhat agree (2) | Disagree (1) |
|----|--|--------------------|-----------|--------------------|--------------|
| 1 | The present curriculum is aligned with departmental mission. | 70% | 30% | | |
| 2 | Employability is given importance in curriculum design and development. | 52% | 28% | 17% | 3% |
| 3 | Faculty members are prepared and qualified to teach the curriculum | 75% | 15% | 5% | 5% |
| 4 | The curriculum developed to prepare students for competitive exams like GATE | 60% | 30% | 10% | |
| 5 | The curriculum satisfies students need | 65% | 30% | 5% | |
| 6 | Options for choosing electives are adequate | 56% | 20% | 14% | 10% |
| 7 | The curriculum allows multidisciplinary growth of students | 60% | 20% | 18% | 2% |
| 8 | The curriculum is well organized | 80% | 12% | 8% | |
| 9 | The curriculum focuses on design methodology, research and innovation. | 65% | 20% | 15% | |

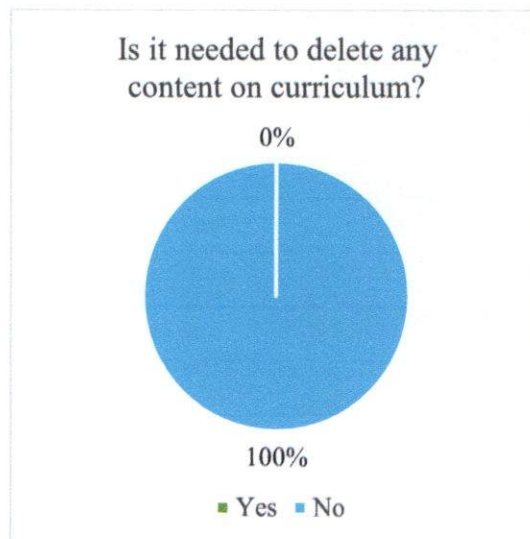
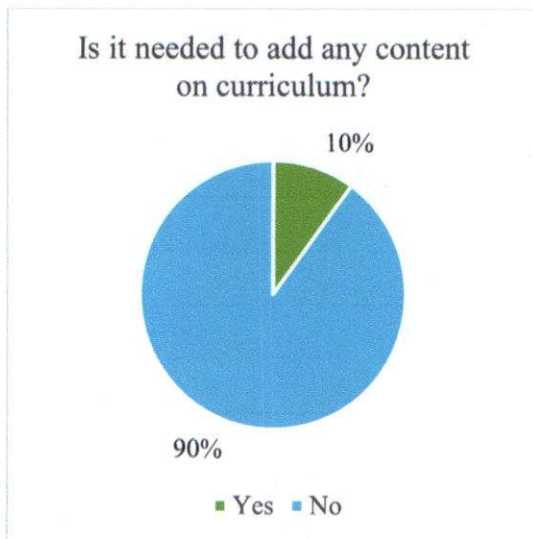


Response Summary (Graph)



Suggestions/Revisions

| QN | Question | Yes | No | If 'YES' specify the content |
|----|---|-----|------|------------------------------|
| 1 | Is it needed to add any content on curriculum? | 10% | 90% | AWS, Python |
| 2 | Is it needed to delete any content on curriculum? | 0% | 100% | NA |



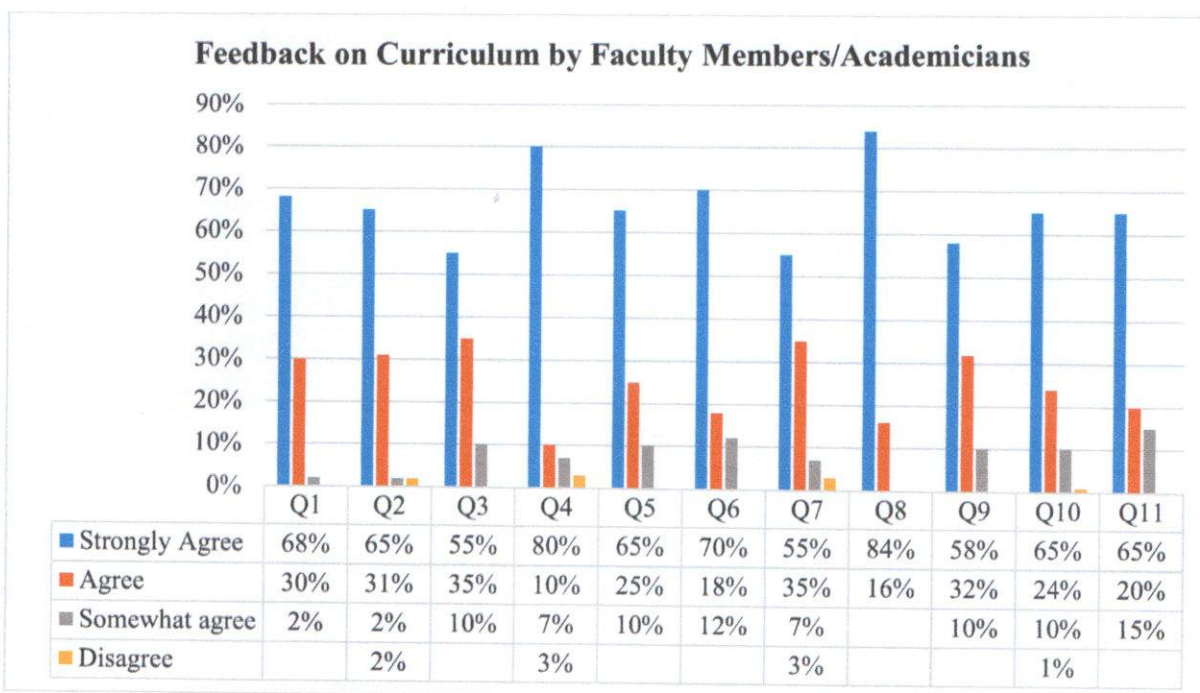
2) Faculty Members/Academicians Feedback Form

Sample Size – 5

Response Summary (Tabular)

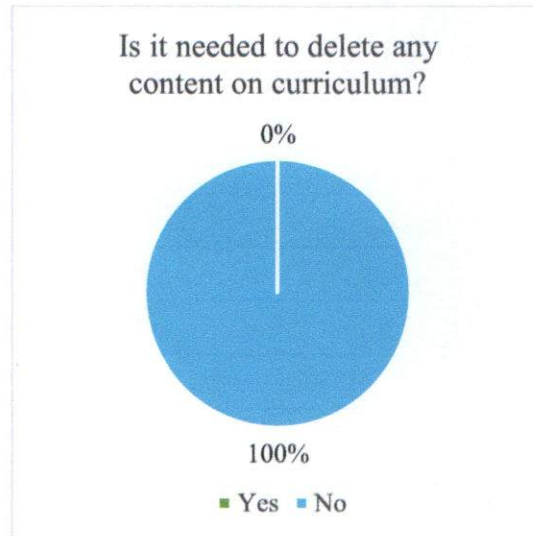
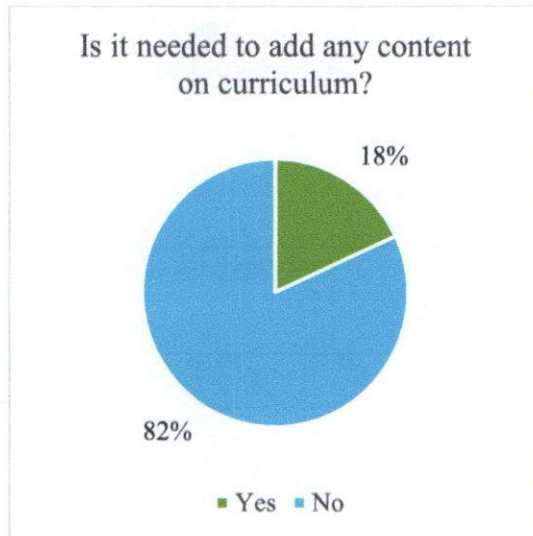
| QN | Question | Strongly Agree (4) | Agree (3) | Somewhat agree (2) | Disagree (1) |
|----|--|--------------------|-----------|--------------------|--------------|
| 1 | The present curriculum is aligned with departmental mission. | 68% | 30% | 2% | |
| 2 | Employability is given importance in curriculum design and development. | 65% | 31% | 2% | 2% |
| 3 | The curriculum developed to prepare students for competitive exams like GATE | 55% | 35% | 10% | |
| 4 | The curriculum satisfies students need | 80% | 10% | 7% | 3% |
| 5 | The curriculum allows multidisciplinary growth of students | 65% | 25% | 10% | |
| 6 | The curriculum is well organized | 70% | 18% | 12% | |
| 7 | The curriculum focuses on design methodology, research and innovation. | 55% | 35% | 7% | 3% |
| 8 | Faculties are given enough freedom to contribute ideas on curriculum design and development. | 84% | 16% | | |
| 9 | The system followed by the department for the design and development of curriculum is effective. | 58% | 32% | 10% | |
| 10 | The curriculum has been updated from time to time. | 65% | 24% | 10% | 1% |
| 11 | Options for choosing electives are adequate | 65% | 20% | 15% | |

Response Summary (Graph)



Suggestions/Revisions

| QN | Question | Yes | No | If 'YES' specify the content |
|----|---|-----|------|---|
| 1 | Is it needed to add any content on curriculum? | 18% | 82% | AWS, Big Data Computing, Modern Algebra |
| 2 | Is it needed to delete any content on curriculum? | 0% | 100% | NA |



3) Alumni Feedback Form

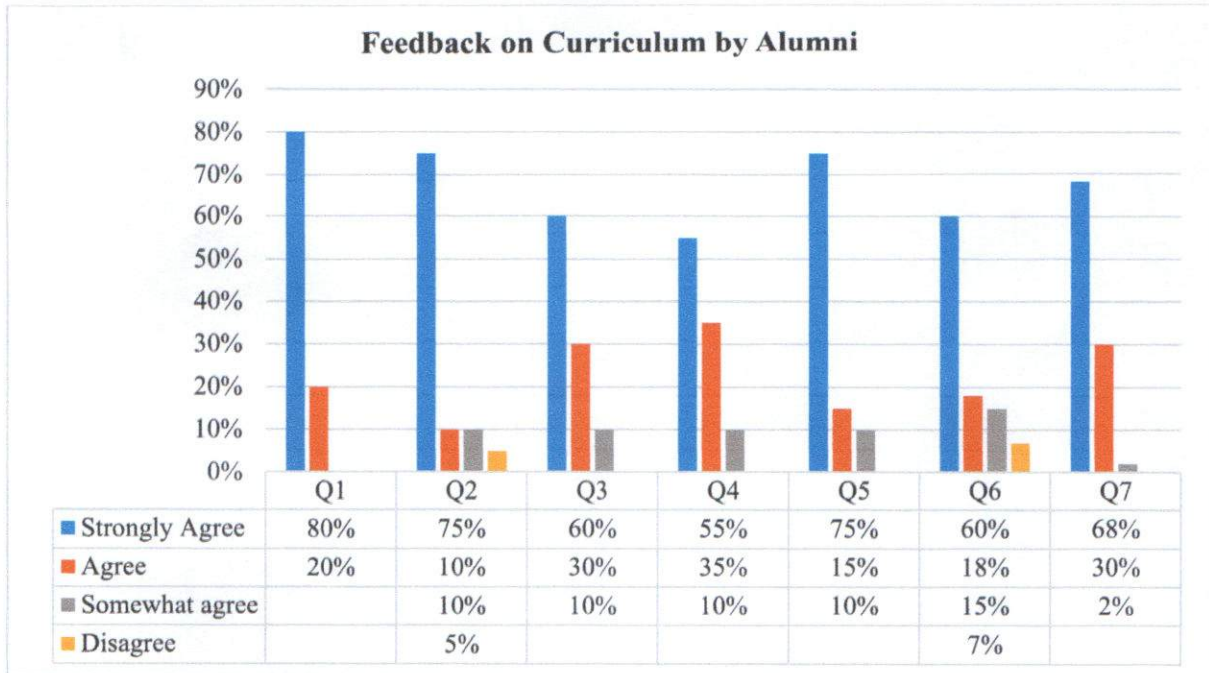
Sample Size – 20

Response Summary (Tabular)

| QN | Question | Strongly Agree (4) | Agree (3) | Somewhat agree (2) | Disagree (1) |
|----|--|--------------------|-----------|--------------------|--------------|
| 1 | The present curriculum is aligned with departmental mission. | 80% | 20% | | |
| 2 | The curriculum developed to prepare students for competitive exams like GATE | 75% | 10% | 10% | 5% |
| 3 | The curriculum satisfies students need | 60% | 30% | 10% | |
| 4 | Employability is given importance in curriculum design and development. | 55% | 35% | 10% | |
| 5 | Options for choosing electives are adequate | 75% | 15% | 10% | |
| 6 | The curriculum allows multidisciplinary growth of students | 60% | 18% | 15% | 7% |
| 7 | The curriculum focuses on design methodology, research and innovation. | 68% | 30% | 2% | |

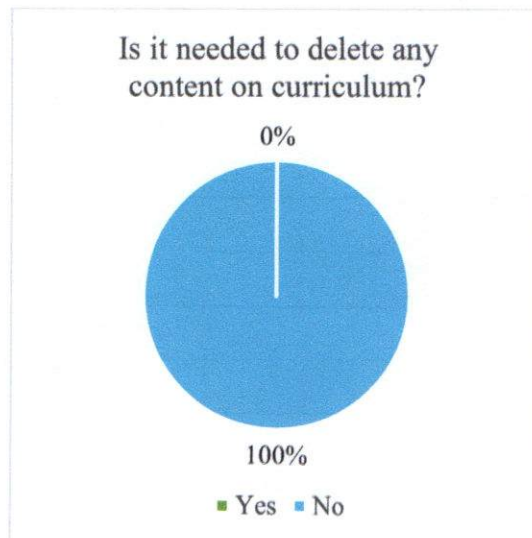
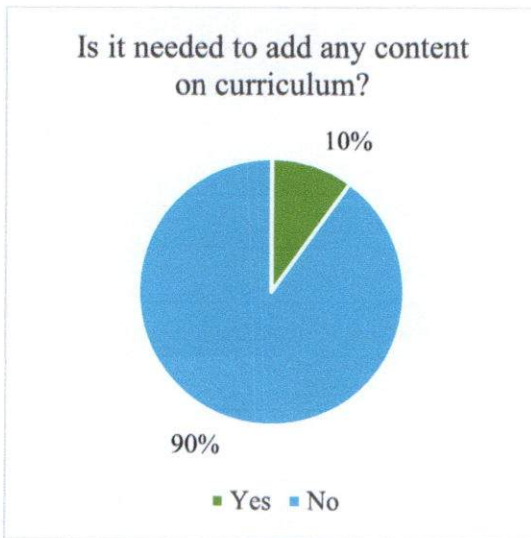


Response Summary (Graph)



Suggestions/Revisions

| QN | Question | Yes | No | If 'YES' specify the content |
|----|---|-----|------|------------------------------|
| 1 | Is it needed to add any content on curriculum? | 10% | 90% | AWS, Java, Python |
| 2 | Is it needed to delete any content on curriculum? | 0% | 100% | NA |



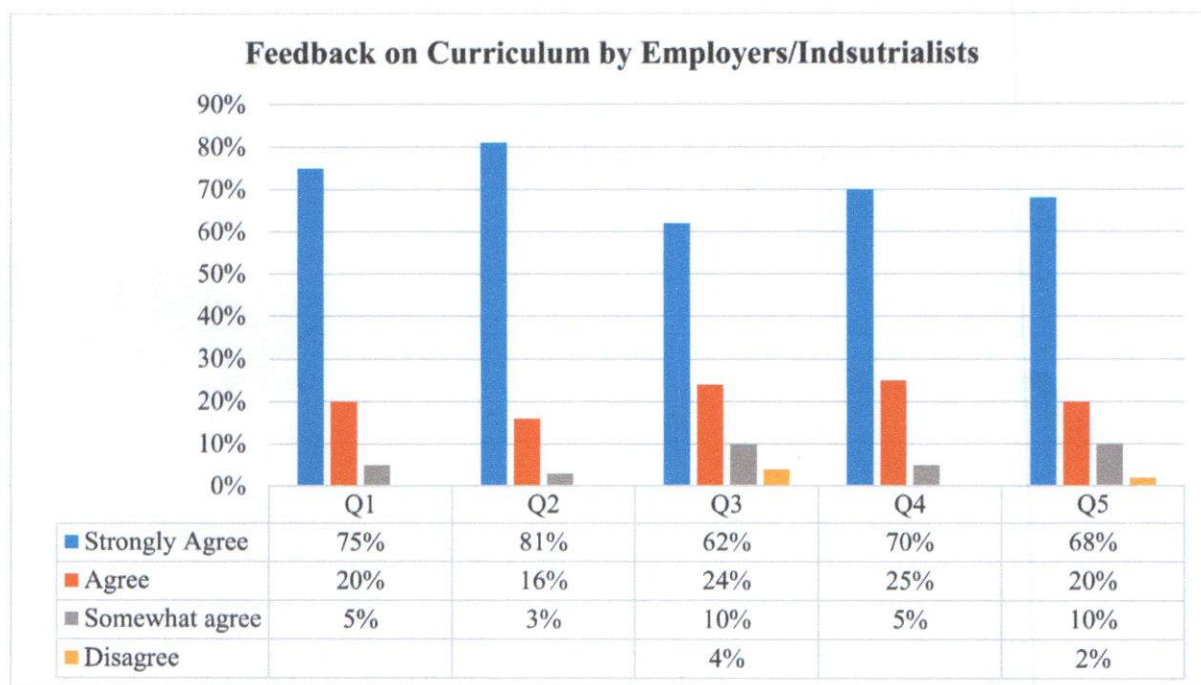
4) Employer's/Industrialists Feedback Form

Sample Size – 5

Response Summary (Tabular)

| QN | Question | Strongly Agree (4) | Agree (3) | Somewhat agree (2) | Disagree (1) |
|----|---|--------------------|-----------|--------------------|--------------|
| 1 | The present curriculum is aligned with departmental mission. | 75% | 20% | 5% | |
| 2 | Employability is given importance in curriculum design and development. | 81% | 16% | 3% | |
| 3 | The curriculum allows multidisciplinary growth of students | 62% | 24% | 10% | 4% |
| 4 | The curriculum is well organized | 70% | 25% | 5% | |
| 5 | The curriculum focuses on design methodology, research and innovation. | 68% | 20% | 10% | 2% |

Response Summary (Graph)

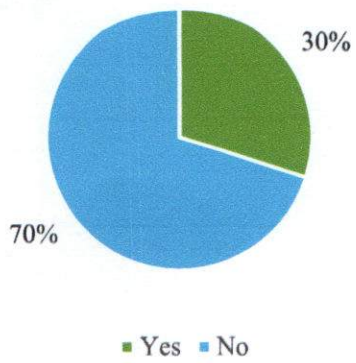


Suggestions/Revisions

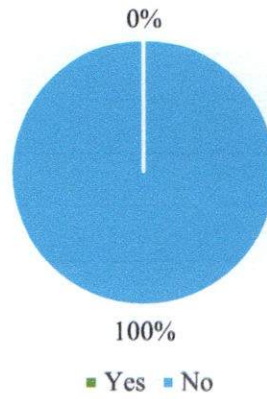
| QN | Question | Yes | No | If 'YES' specify the content |
|----|---|-----|------|---|
| 1 | Is it needed to add any content on curriculum? | 30% | 70% | AWS, Java, Python, Cloud Computing, Natural Language Processing |
| 2 | Is it needed to delete any content on curriculum? | 0% | 100% | NA |



Is it needed to add any content on curriculum?



Is it needed to delete any content on curriculum?





ASANSOL ENGINEERING COLLEGE

Vivekananda Sarani, Kanyapur, Asansol – 5

Department of Civil Engineering

Report on Feedback Analysis on Curriculum Academic Year – 2017-18

Program Name: B.Tech in Civil Engineering

Stakeholders play an important role in curriculum development to cater with present need of society. The survey has been conducted among the various stakeholders (Students, Faculty Members/Academicians, Alumni, and Employers/Industrialists). A total 71 feedbacks were collected. The agreement rating regarding curriculum development with some specific questions for different stakeholders is listed in the table below. Based on stakeholder's feedback, Gaps in the curriculum is identified and addressed in the DAC. The potential gaps in the curriculum are thus observed and value addition course are drafted for further approval from Academic Committee (AC). The AC approved the courses thereafter. The feedback result is analyzed as follows.

1) Student Feedback Form

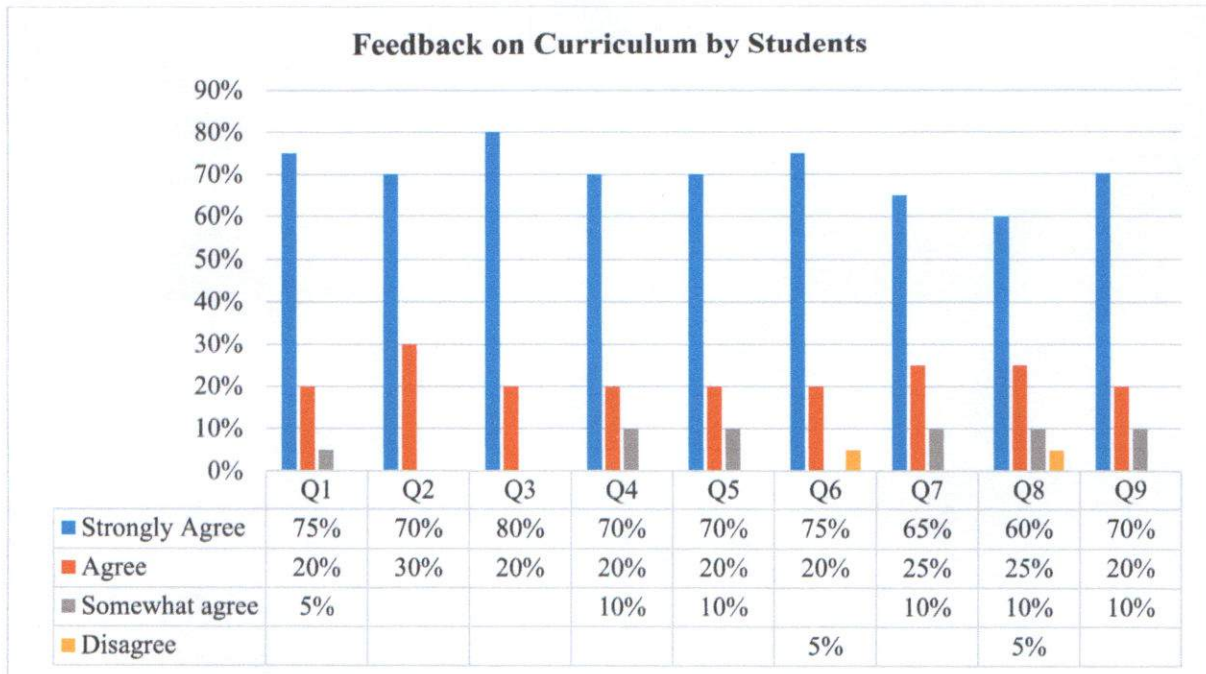
Sample Size – 29

Response Summary (Tabular)

| QN | Question | Strongly Agree (4) | Agree (3) | Somewhat agree (2) | Disagree (1) |
|----|--|--------------------|-----------|--------------------|--------------|
| 1 | The present curriculum is aligned with departmental mission. | 75% | 20% | 5% | |
| 2 | Employability is given importance in curriculum design and development. | 70% | 30% | | |
| 3 | Faculty members are prepared and qualified to teach the curriculum | 80% | 20% | | |
| 4 | The curriculum developed to prepare students for competitive exams like GATE | 70% | 20% | 10% | |
| 5 | The curriculum satisfies students need | 70% | 20% | 10% | |
| 6 | Options for choosing electives are adequate | 75% | 20% | | 5% |
| 7 | The curriculum allows multidisciplinary growth of students | 65% | 25% | 10% | |
| 8 | The curriculum is well organized | 60% | 25% | 10% | 5% |
| 9 | The curriculum focuses on design methodology, research and innovation. | 70% | 20% | 10% | |

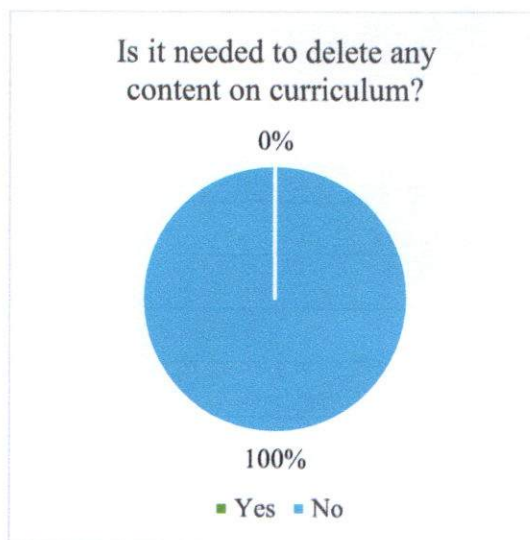
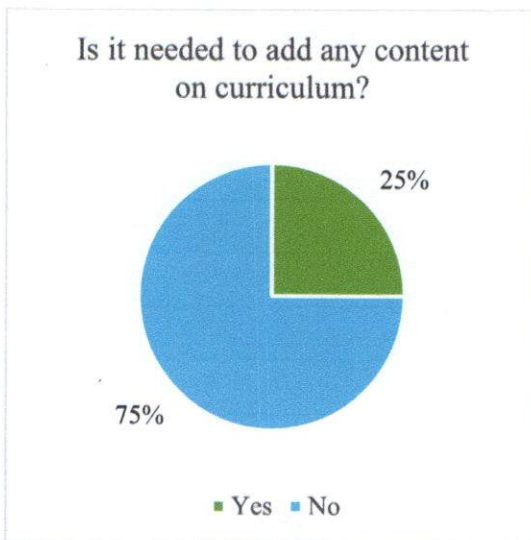


Response Summary (Graph)



Suggestions/Revisions

| QN | Question | Yes | No | If 'YES' specify the content |
|----|---|-----|------|--|
| 1 | Is it needed to add any content on curriculum? | 25% | 75% | Primavera, Revit Architecture, Microsoft Project |
| 2 | Is it needed to delete any content on curriculum? | 0% | 100% | NA |



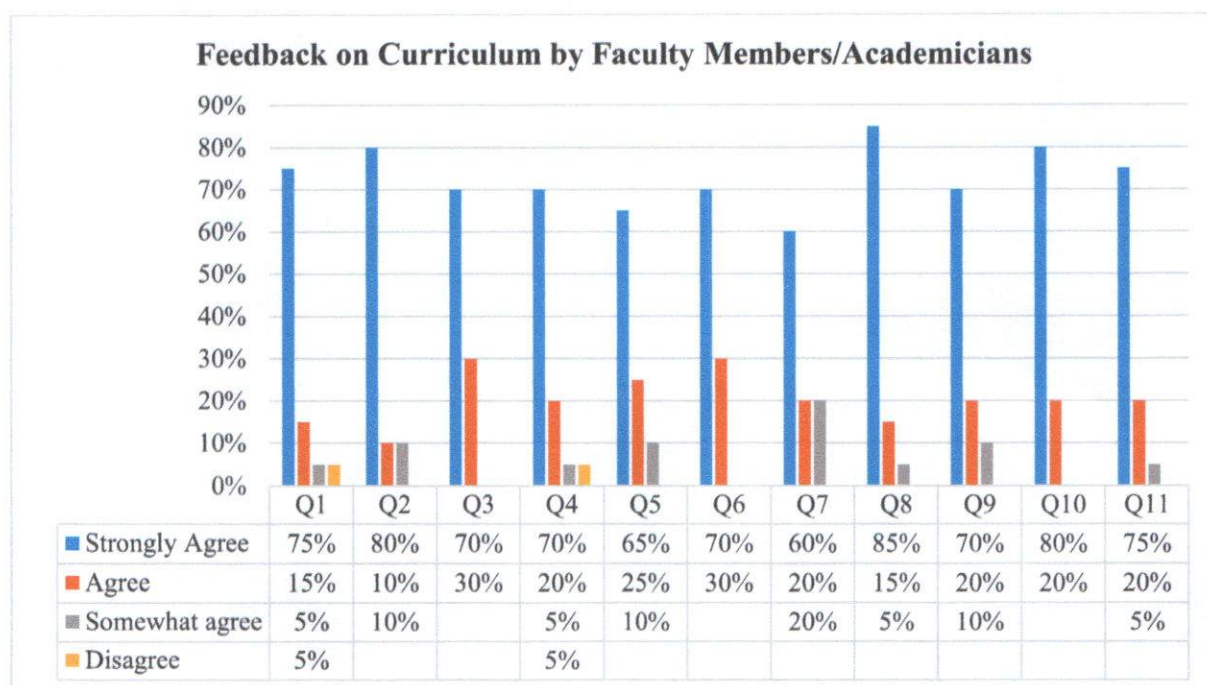
2) Faculty Members/Academicians Feedback Form

Sample Size – 5

Response Summary (Tabular)

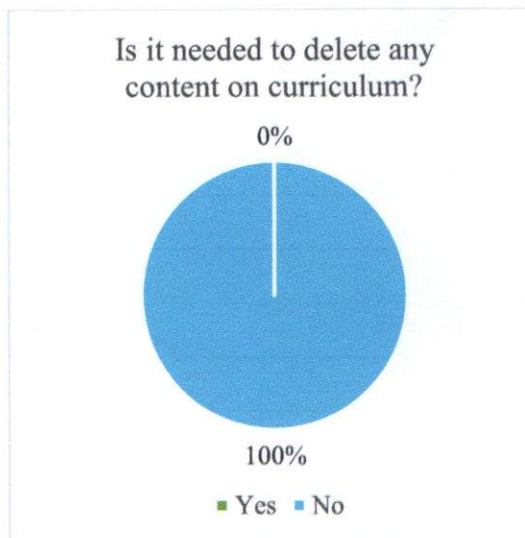
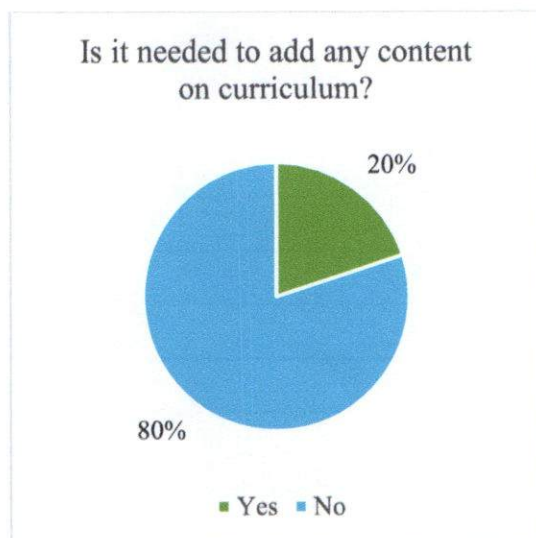
| QN | Question | Strongly Agree (4) | Agree (3) | Somewhat agree (2) | Disagree (1) |
|----|--|--------------------|-----------|--------------------|--------------|
| 1 | The present curriculum is aligned with departmental mission. | 75% | 15% | 5% | 5% |
| 2 | Employability is given importance in curriculum design and development. | 80% | 10% | 10% | |
| 3 | The curriculum developed to prepare students for competitive exams like GATE | 70% | 30% | | |
| 4 | The curriculum satisfies students need | 70% | 20% | 5% | 5% |
| 5 | The curriculum allows multidisciplinary growth of students | 65% | 25% | 10% | |
| 6 | The curriculum is well organized | 70% | 30% | | |
| 7 | The curriculum focuses on design methodology, research and innovation. | 60% | 20% | 20% | |
| 8 | Faculties are given enough freedom to contribute ideas on curriculum design and development. | 85% | 15% | 5% | |
| 9 | The system followed by the department for the design and development of curriculum is effective. | 70% | 20% | 10% | |
| 10 | The curriculum has been updated from time to time. | 80% | 20% | | |
| 11 | Options for choosing electives are adequate | 75% | 20% | 5% | |

Response Summary (Graph)



Suggestions/Revisions

| QN | Question | Yes | No | If 'YES' specify the content |
|----|---|-----|------|--|
| 1 | Is it needed to add any content on curriculum? | 20% | 80% | Primavera, Revit Architecture, Microsoft Project |
| 2 | Is it needed to delete any content on curriculum? | 0% | 100% | NA |



3) Alumni Feedback Form

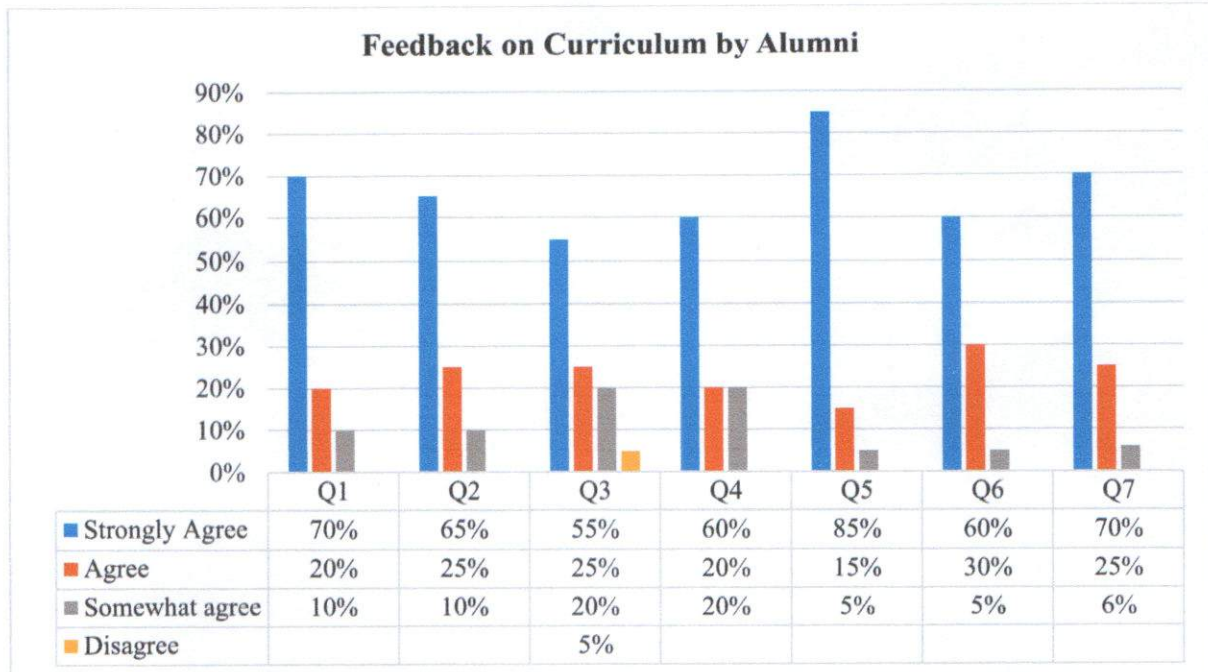
Sample Size – 32

Response Summary (Tabular)

| QN | Question | Strongly Agree (4) | Agree (3) | Somewhat agree (2) | Disagree (1) |
|----|--|--------------------|-----------|--------------------|--------------|
| 1 | The present curriculum is aligned with departmental mission. | 70% | 20% | 10% | |
| 2 | The curriculum developed to prepare students for competitive exams like GATE | 65% | 25% | 10% | |
| 3 | The curriculum satisfies students need | 55% | 25% | 20% | 5% |
| 4 | Employability is given importance in curriculum design and development. | 60% | 20% | 20% | |
| 5 | Options for choosing electives are adequate | 85% | 15% | 5% | |
| 6 | The curriculum allows multidisciplinary growth of students | 60% | 30% | 5% | |
| 7 | The curriculum focuses on design methodology, research and innovation. | 70% | 25% | 6% | |

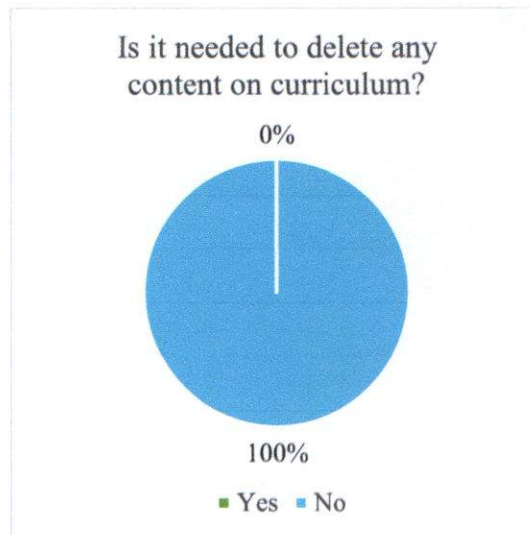
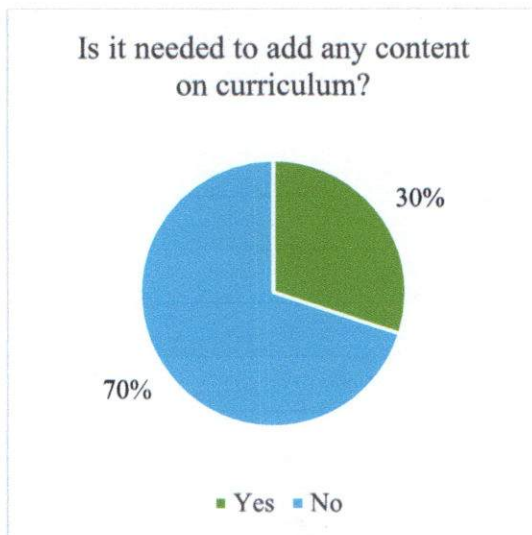


Response Summary (Graph)



Suggestions/Revisions

| QN | Question | Yes | No | If 'YES' specify the content |
|----|---|-----|------|--|
| 1 | Is it needed to add any content on curriculum? | 30% | 70% | Primavera, Revit Architecture, Microsoft Project |
| 2 | Is it needed to delete any content on curriculum? | 0% | 100% | NA |



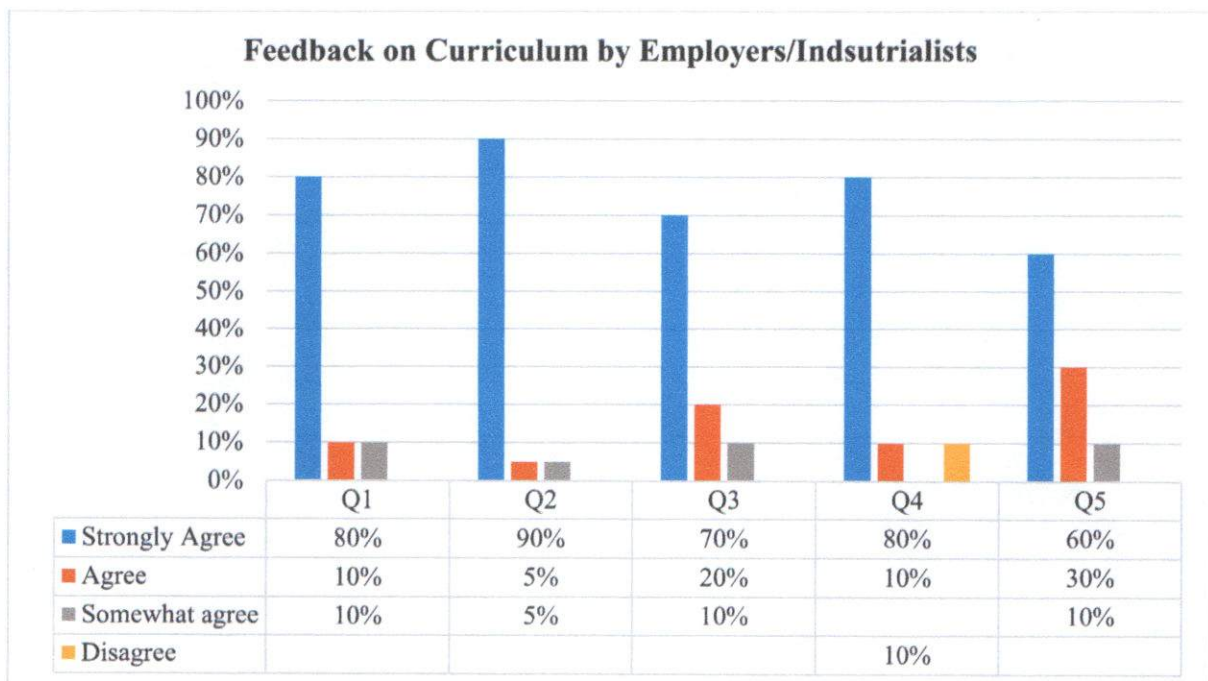
4) Employer's/Industrialists Feedback Form

Sample Size – 5

Response Summary (Tabular)

| QN | Question | Strongly Agree (4) | Agree (3) | Somewhat agree (2) | Disagree (1) |
|----|---|--------------------|-----------|--------------------|--------------|
| 1 | The present curriculum is aligned with departmental mission. | 80% | 10% | 10% | |
| 2 | Employability is given importance in curriculum design and development. | 90% | 5% | 5% | |
| 3 | The curriculum allows multidisciplinary growth of students | 70% | 20% | 10% | |
| 4 | The curriculum is well organized | 80% | 10% | | 10% |
| 5 | The curriculum focuses on design methodology, research and innovation. | 60% | 30% | 10% | |

Response Summary (Graph)

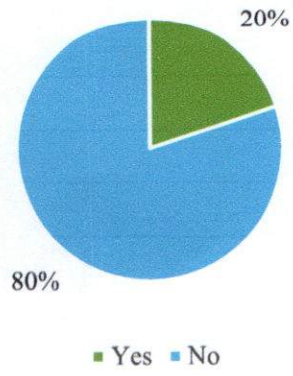


Suggestions/Revisions

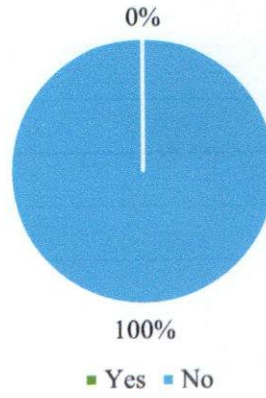
| QN | Question | Yes | No | If 'YES' specify the content |
|----|---|-----|------|--|
| 1 | Is it needed to add any content on curriculum? | 20% | 80% | Primavera, Revit Architecture, Microsoft Project |
| 2 | Is it needed to delete any content on curriculum? | 0% | 100% | NA |



Is it needed to add any content on curriculum?



Is it needed to delete any content on curriculum?





ASANSOL ENGINEERING COLLEGE

Vivekananda Sarani, Kanyapur, Asansol – 5

Department of Computer Science and Engineering

Report on Feedback Analysis on Curriculum Academic Year – 2017-18

Program Name: B.Tech in Computer Science and Engineering

Stakeholders play an important role in curriculum development to cater with present need of society. The survey has been conducted among the various stakeholders (Students, Faculty Members/Academicians, Alumni, and Employers/Industrialists). A total 128 feedbacks were collected. The agreement rating regarding curriculum development with some specific questions for different stakeholders is listed in the table below. Based on stakeholder's feedback, Gaps in the curriculum is identified and addressed in the DAC. The potential gaps in the curriculum are thus observed and value addition course are drafted for further approval from Academic Committee (AC). The AC approved the courses thereafter. The feedback result is analyzed as follows.

1) Student Feedback Form

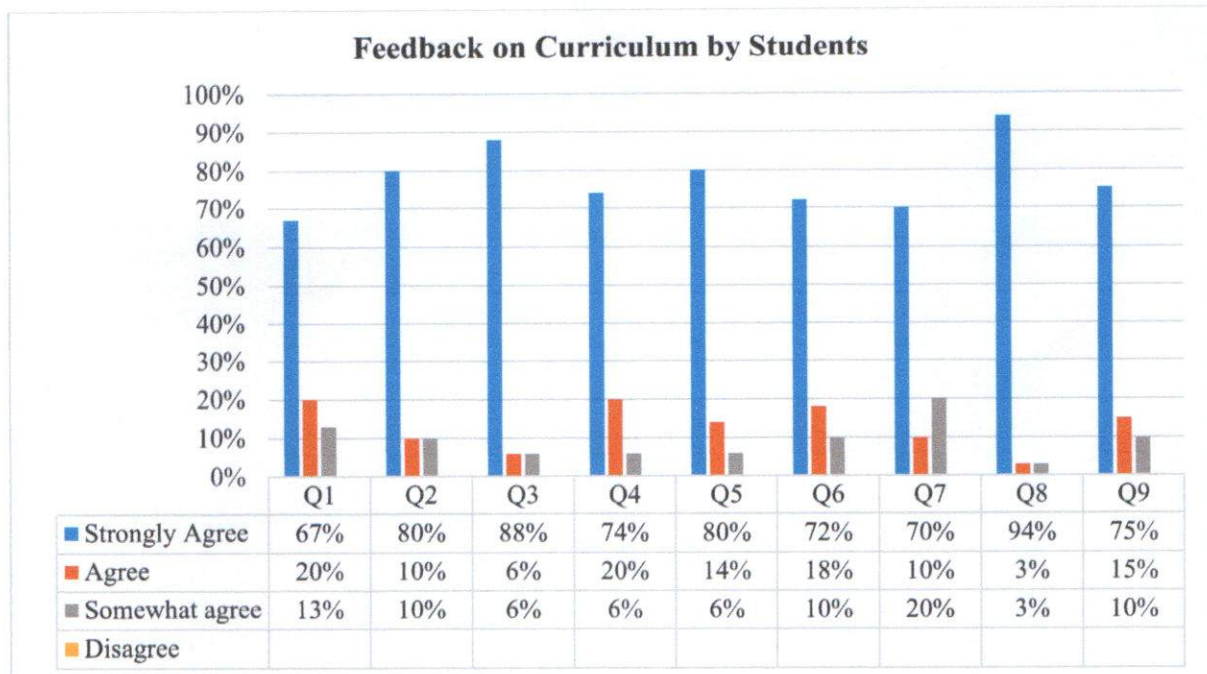
Sample Size – 72

Response Summary (Tabular)

| QN | Question | Strongly Agree (4) | Agree (3) | Somewhat agree (2) | Disagree (1) |
|----|--|--------------------|-----------|--------------------|--------------|
| 1 | The present curriculum is aligned with departmental mission. | 67% | 20% | 13% | |
| 2 | Employability is given importance in curriculum design and development. | 80% | 10% | 10% | |
| 3 | Faculty members are prepared and qualified to teach the curriculum | 88% | 6% | 6% | |
| 4 | The curriculum developed to prepare students for competitive exams like GATE | 74% | 20% | 6% | |
| 5 | The curriculum satisfies students need | 80% | 14% | 6% | |
| 6 | Options for choosing electives are adequate | 72% | 18% | 10% | |
| 7 | The curriculum allows multidisciplinary growth of students | 70% | 10% | 20% | |
| 8 | The curriculum is well organized | 94% | 3% | 3% | |
| 9 | The curriculum focuses on design methodology, research and innovation. | 75% | 15% | 10% | |

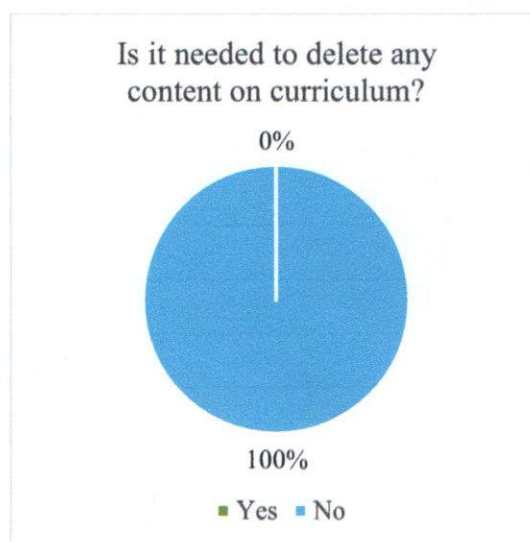
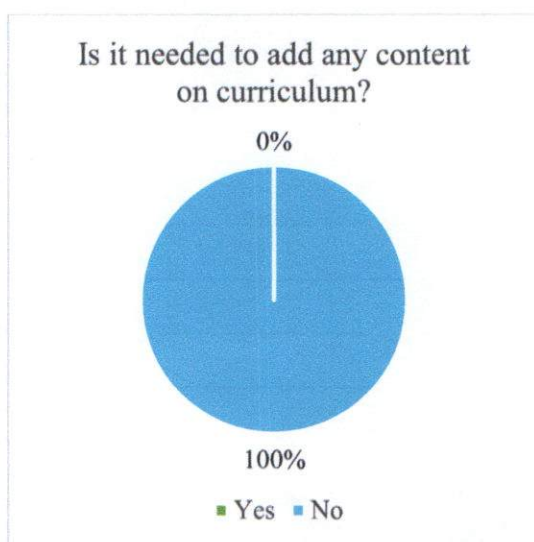


Response Summary (Graph)



Suggestions/Revisions

| QN | Question | Yes | No | If 'YES' specify the content |
|----|---|-----|------|--|
| 1 | Is it needed to add any content on curriculum? | 10% | 90% | Advanced C Programming, Cyber Security, AWS, IIoT, Pseudo coding |
| 2 | Is it needed to delete any content on curriculum? | 0% | 100% | NA |



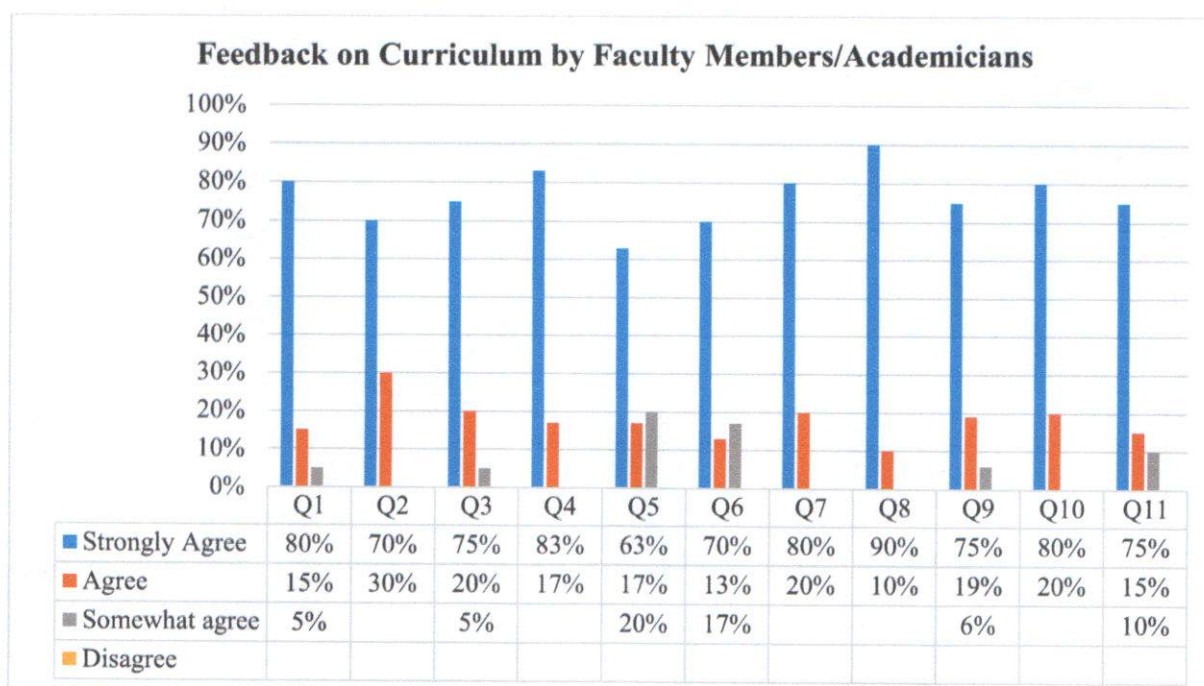
2) Faculty Members/Academicians Feedback Form

Sample Size – 11

Response Summary (Tabular)

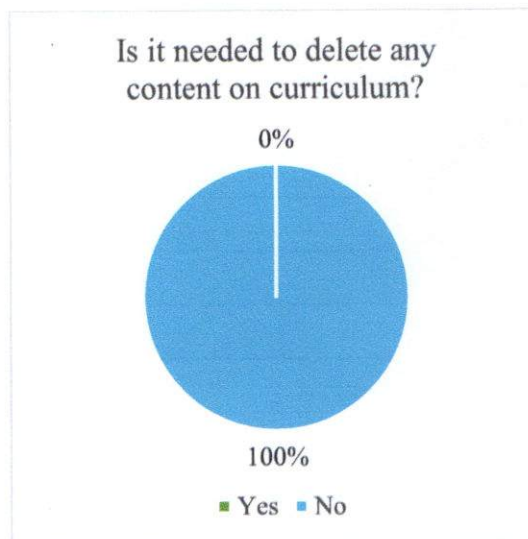
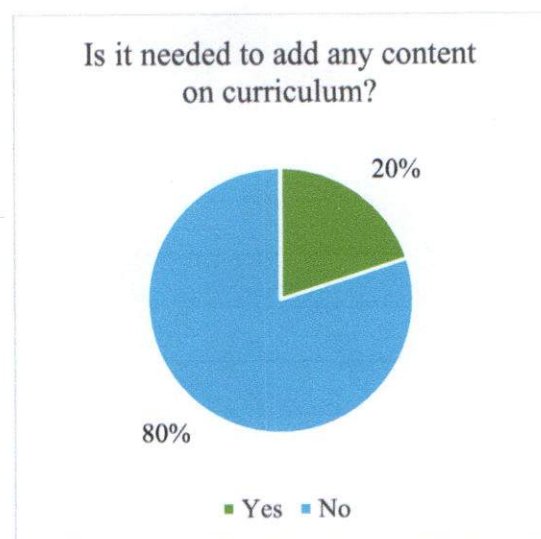
| QN | Question | Strongly Agree (4) | Agree (3) | Somewhat agree (2) | Disagree (1) |
|----|--|--------------------|-----------|--------------------|--------------|
| 1 | The present curriculum is aligned with departmental mission. | 80% | 15% | 5% | |
| 2 | Employability is given importance in curriculum design and development. | 70% | 30% | | |
| 3 | The curriculum developed to prepare students for competitive exams like GATE | 75% | 20% | 5% | |
| 4 | The curriculum satisfies students need | 83% | 17% | | |
| 5 | The curriculum allows multidisciplinary growth of students | 63% | 17% | 20% | |
| 6 | The curriculum is well organized | 70% | 13% | 17% | |
| 7 | The curriculum focuses on design methodology, research and innovation. | 80% | 20% | | |
| 8 | Faculties are given enough freedom to contribute ideas on curriculum design and development. | 90% | 10% | | |
| 9 | The system followed by the department for the design and development of curriculum is effective. | 75% | 19% | 6% | |
| 10 | The curriculum has been updated from time to time. | 80% | 20% | | |
| 11 | Options for choosing electives are adequate | 75% | 15% | 10% | |

Response Summary (Graph)



Suggestions/Revisions

| QN | Question | Yes | No | If 'YES' specify the content |
|----|---|-----|------|------------------------------|
| 1 | Is it needed to add any content on curriculum? | 20% | 80% | AWS, Java Script, ML |
| 2 | Is it needed to delete any content on curriculum? | 0% | 100% | NA |



3) Alumni Feedback Form

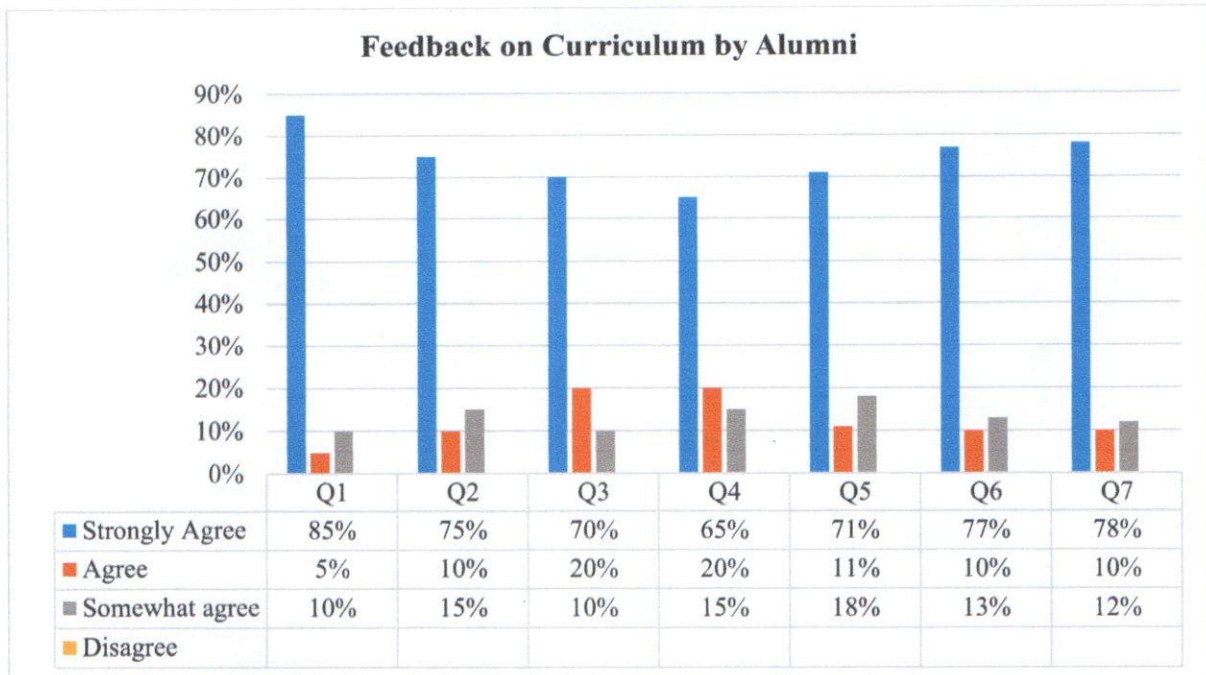
Sample Size – 40

Response Summary (Tabular)

| QN | Question | Strongly Agree (4) | Agree (3) | Somewhat agree (2) | Disagree (1) |
|----|--|--------------------|-----------|--------------------|--------------|
| 1 | The present curriculum is aligned with departmental mission. | 85% | 5% | 10% | |
| 2 | The curriculum developed to prepare students for competitive exams like GATE | 75% | 10% | 15% | |
| 3 | The curriculum satisfies students need | 70% | 20% | 10% | |
| 4 | Employability is given importance in curriculum design and development. | 65% | 20% | 15% | |
| 5 | Options for choosing electives are adequate | 71% | 11% | 18% | |
| 6 | The curriculum allows multidisciplinary growth of students | 77% | 10% | 13% | |
| 7 | The curriculum focuses on design methodology, research and innovation. | 78% | 10% | 12% | |

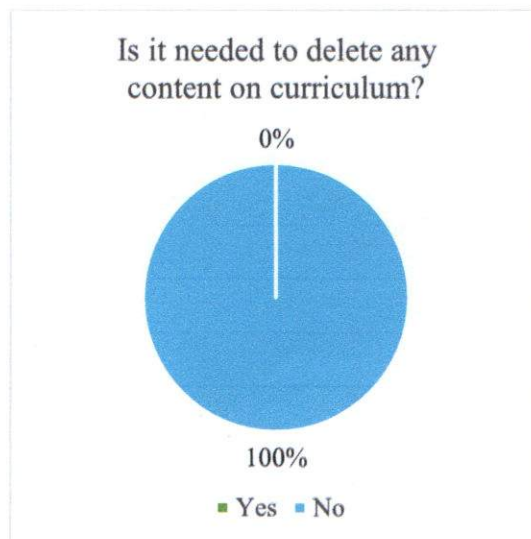
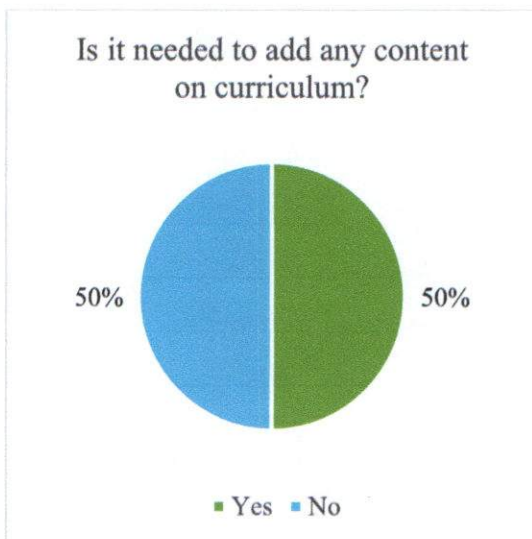


Response Summary (Graph)



Suggestions/Revisions

| QN | Question | Yes | No | If 'YES' specify the content |
|----|---|-----|------|--|
| 1 | Is it needed to add any content on curriculum? | 50% | 50% | AWS, Java, Python, IoT, Advanced Data Structure, Cyber Security, Software Testing, Deep Learning, Reinforcement Learning |
| 2 | Is it needed to delete any content on curriculum? | 0% | 100% | NA |



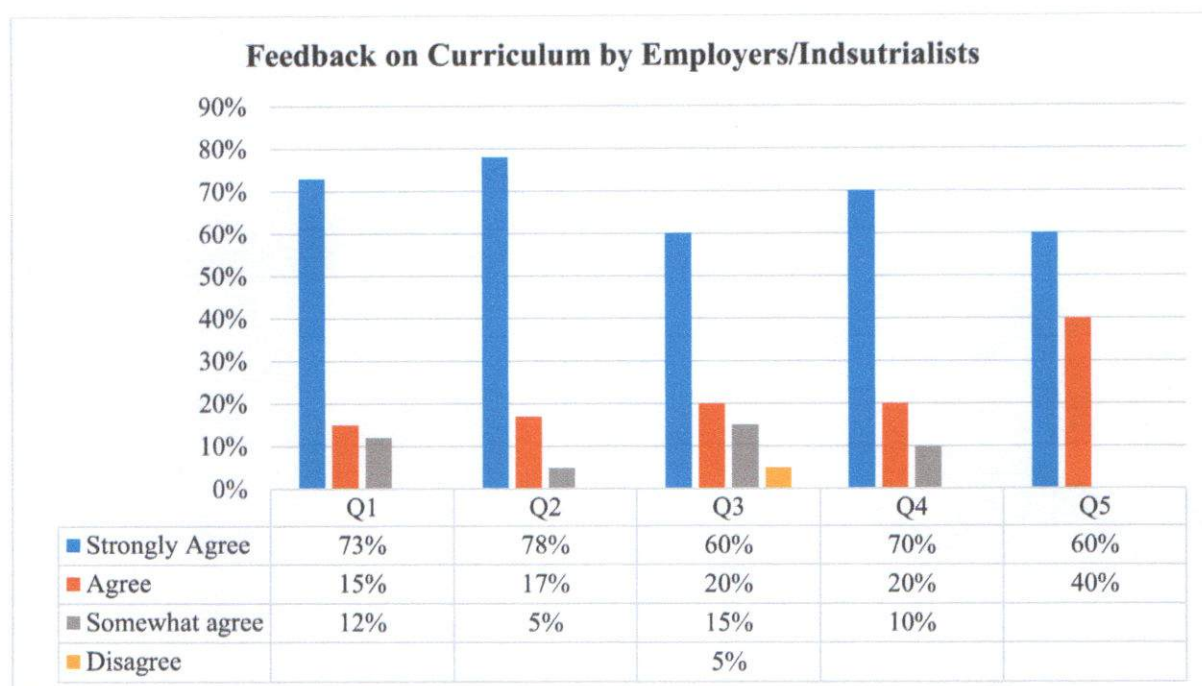
4) Employer's/Industrialists Feedback Form

Sample Size – 5

Response Summary (Tabular)

| QN | Question | Strongly Agree (4) | Agree (3) | Somewhat agree (2) | Disagree (1) |
|----|---|--------------------|-----------|--------------------|--------------|
| 1 | The present curriculum is aligned with departmental mission. | 73% | 15% | 12% | |
| 2 | Employability is given importance in curriculum design and development. | 78% | 17% | 5% | |
| 3 | The curriculum allows multidisciplinary growth of students | 60% | 20% | 15% | 5% |
| 4 | The curriculum is well organized | 70% | 20% | 10% | |
| 5 | The curriculum focuses on design methodology, research and innovation. | 60% | 40% | | |

Response Summary (Graph)

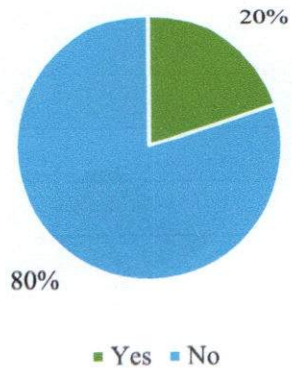


Suggestions/Revisions

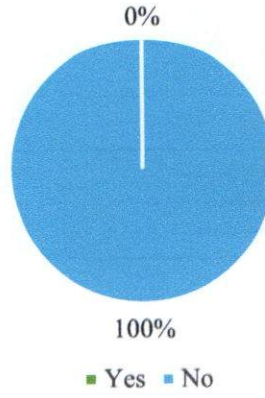
| QN | Question | Yes | No | If 'YES' specify the content |
|----|---|-----|------|---|
| 1 | Is it needed to add any content on curriculum? | 20% | 80% | Natural Language Processing, IITB, Ethical Hacking, C++, Python |
| 2 | Is it needed to delete any content on curriculum? | 0% | 100% | NA |



Is it needed to add any content on curriculum?



Is it needed to delete any content on curriculum?





ASANSOL ENGINEERING COLLEGE

Vivekananda Sarani, Kanyapur, Asansol – 5

Department of Electronics and Communication Engineering

Report on Feedback Analysis on Curriculum Academic Year – 2017-18

Program Name: B.Tech in Electronics and Communication Engineering

Stakeholders play an important role in curriculum development to cater with present need of society. The survey has been conducted among the various stakeholders (Students, Faculty Members/Academicians, Alumni, and Employers/Industrialists). A total 132 feedbacks were collected. The agreement rating regarding curriculum development with some specific questions for different stakeholders is listed in the table below. Based on stakeholder's feedback, Gaps in the curriculum is identified and addressed in the DAC. The potential gaps in the curriculum are thus observed and value addition course are drafted for further approval from Academic Committee (AC). The AC approved the courses thereafter. The feedback result is analyzed as follows.

1) Student Feedback Form

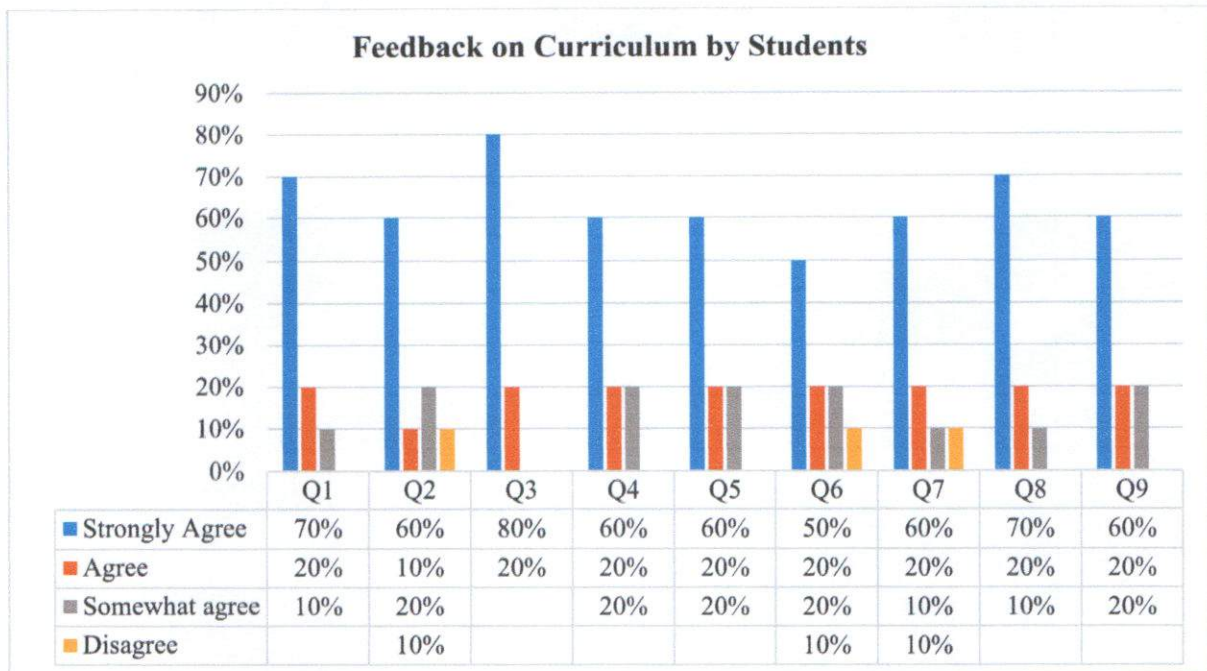
Sample Size – 76

Response Summary (Tabular)

| QN | Question | Strongly Agree (4) | Agree (3) | Somewhat agree (2) | Disagree (1) |
|----|--|--------------------|-----------|--------------------|--------------|
| 1 | The present curriculum is aligned with departmental mission. | 70% | 20% | 10% | |
| 2 | Employability is given importance in curriculum design and development. | 60% | 10% | 20% | 10% |
| 3 | Faculty members are prepared and qualified to teach the curriculum | 80% | 20% | | |
| 4 | The curriculum developed to prepare students for competitive exams like GATE | 60% | 20% | 20% | |
| 5 | The curriculum satisfies students need | 60% | 20% | 20% | |
| 6 | Options for choosing electives are adequate | 50% | 20% | 20% | 10% |
| 7 | The curriculum allows multidisciplinary growth of students | 60% | 20% | 10% | 10% |
| 8 | The curriculum is well organized | 70% | 20% | 10% | |
| 9 | The curriculum focuses on design methodology, research and innovation. | 60% | 20% | 20% | |

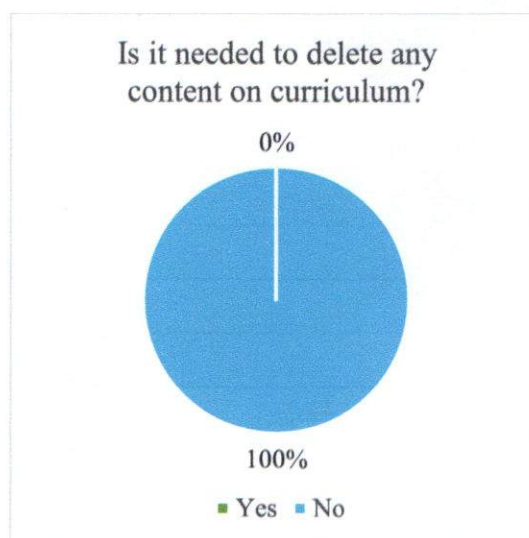
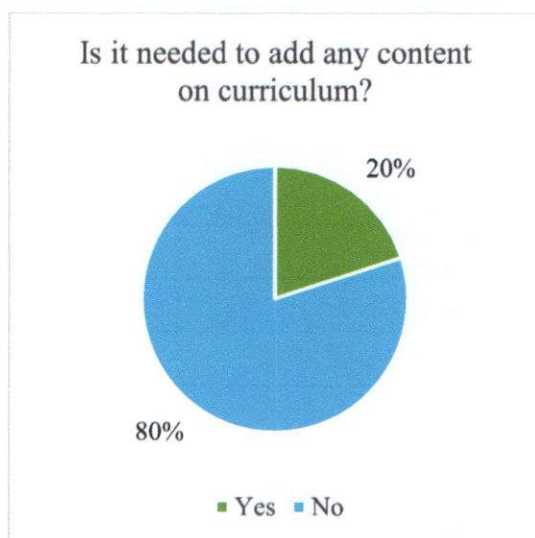


Response Summary (Graph)



Suggestions/Revisions

| QN | Question | Yes | No | If 'YES' specify the content |
|----|---|-----|------|---|
| 1 | Is it needed to add any content on curriculum? | 20% | 80% | MATLAB, VLSI, Radar and Microwave Engineering, ANSYS HFSS |
| 2 | Is it needed to delete any content on curriculum? | 0% | 100% | NA |



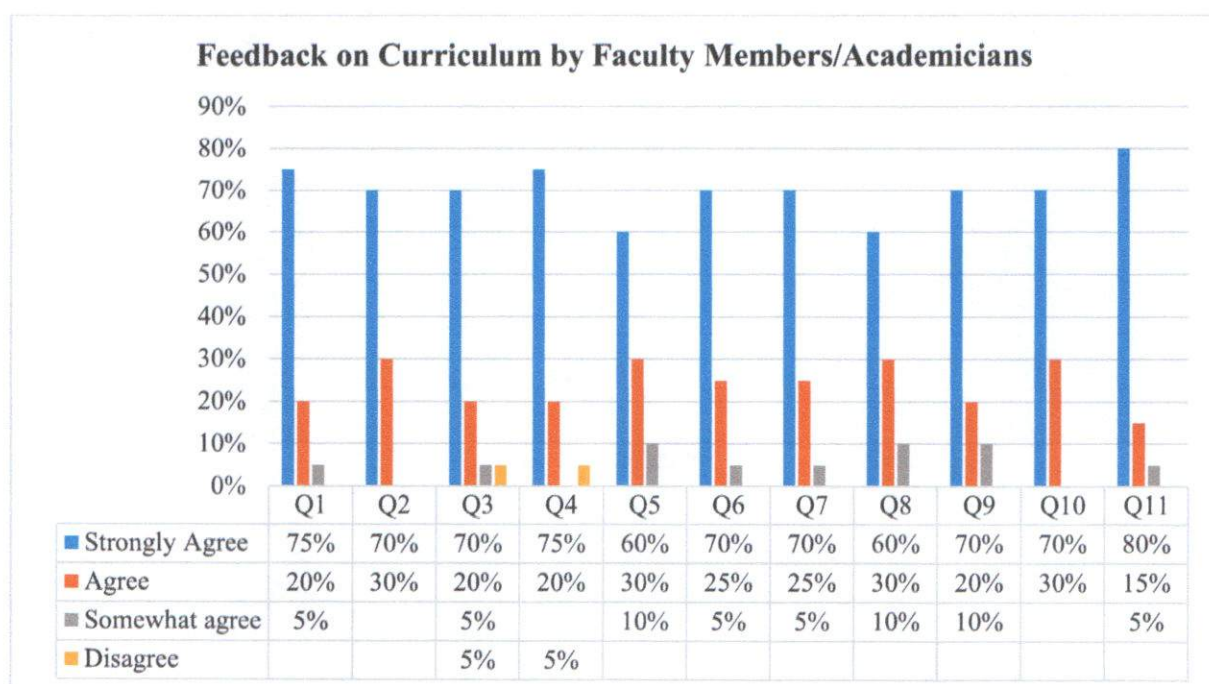
2) Faculty Members/Academicians Feedback Form

Sample Size – 11

Response Summary (Tabular)

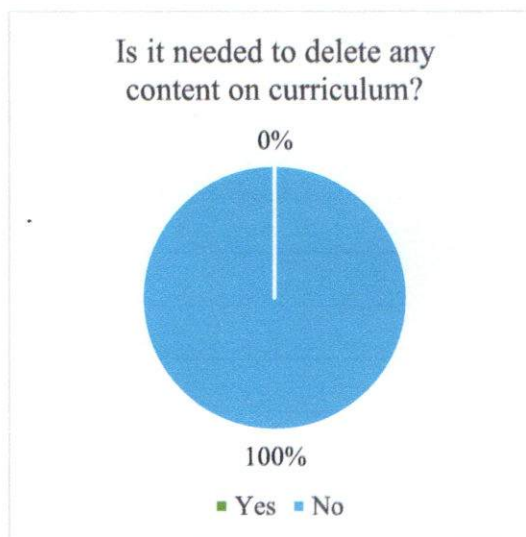
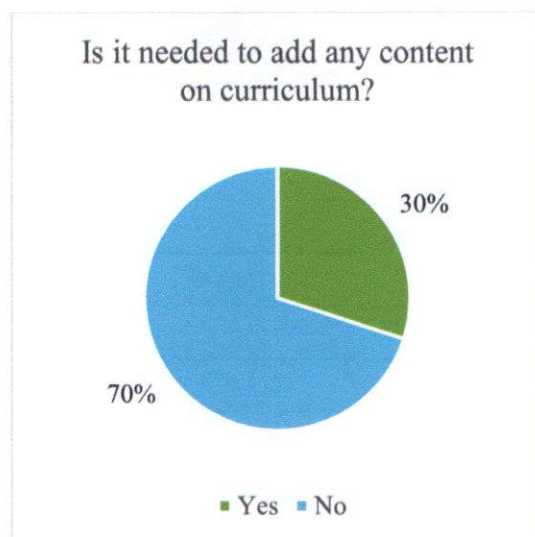
| QN | Question | Strongly Agree (4) | Agree (3) | Somewhat agree (2) | Disagree (1) |
|----|--|--------------------|-----------|--------------------|--------------|
| 1 | The present curriculum is aligned with departmental mission. | 75% | 20% | 5% | |
| 2 | Employability is given importance in curriculum design and development. | 70% | 30% | | |
| 3 | The curriculum developed to prepare students for competitive exams like GATE | 70% | 20% | 5% | 5% |
| 4 | The curriculum satisfies students need | 75% | 20% | | 5% |
| 5 | The curriculum allows multidisciplinary growth of students | 60% | 30% | 10% | |
| 6 | The curriculum is well organized | 70% | 25% | 5% | |
| 7 | The curriculum focuses on design methodology, research and innovation. | 70% | 25% | 5% | |
| 8 | Faculties are given enough freedom to contribute ideas on curriculum design and development. | 60% | 30% | 10% | |
| 9 | The system followed by the department for the design and development of curriculum is effective. | 70% | 20% | 10% | |
| 10 | The curriculum has been updated from time to time. | 70% | 30% | | |
| 11 | Options for choosing electives are adequate | 80% | 15% | 5% | |

Response Summary (Graph)



Suggestions/Revisions

| QN | Question | Yes | No | If 'YES' specify the content |
|----|---|-----|------|--|
| 1 | Is it needed to add any content on curriculum? | 30% | 70% | VLSI, ANSYS HFSS, Python, Neural Network |
| 2 | Is it needed to delete any content on curriculum? | 0% | 100% | NA |



3) Alumni Feedback Form

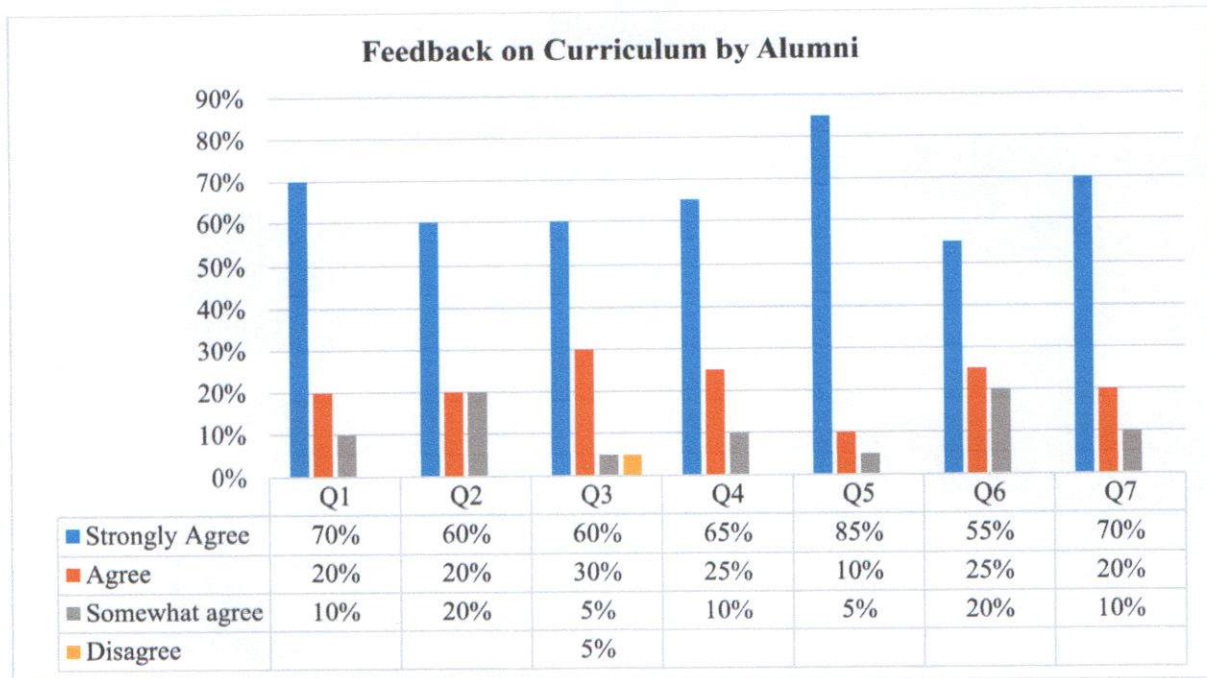
Sample Size – 40

Response Summary (Tabular)

| QN | Question | Strongly Agree (4) | Agree (3) | Somewhat agree (2) | Disagree (1) |
|----|--|--------------------|-----------|--------------------|--------------|
| 1 | The present curriculum is aligned with departmental mission. | 70% | 20% | 10% | |
| 2 | The curriculum developed to prepare students for competitive exams like GATE | 60% | 20% | 20% | |
| 3 | The curriculum satisfies students need | 60% | 30% | 5% | 5% |
| 4 | Employability is given importance in curriculum design and development. | 65% | 25% | 10% | |
| 5 | Options for choosing electives are adequate | 85% | 10% | 5% | |
| 6 | The curriculum allows multidisciplinary growth of students | 55% | 25% | 20% | |
| 7 | The curriculum focuses on design methodology, research and innovation. | 70% | 20% | 10% | |

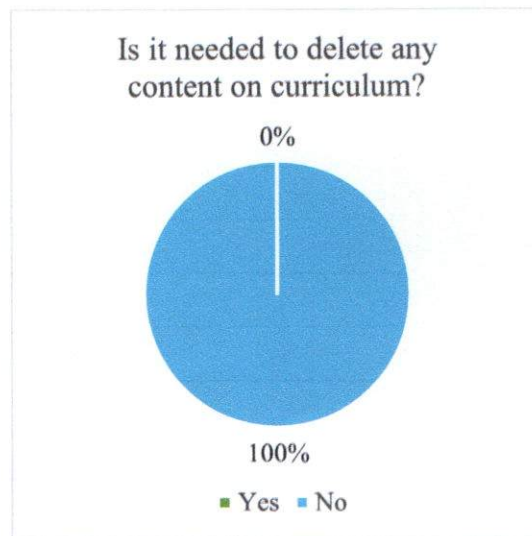
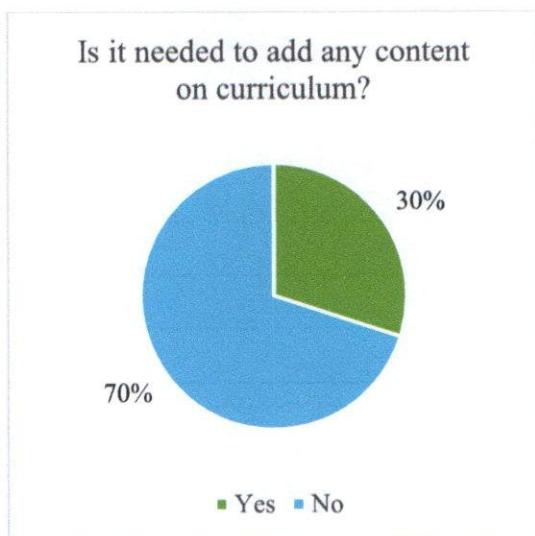


Response Summary (Graph)



Suggestions/Revisions

| QN | Question | Yes | No | If 'YES' specify the content |
|----|---|-----|------|--|
| 1 | Is it needed to add any content on curriculum? | 30% | 70% | C++, Java, Python, Power Amplifiers for Wireless Communications, R |
| 2 | Is it needed to delete any content on curriculum? | 0% | 100% | NA |



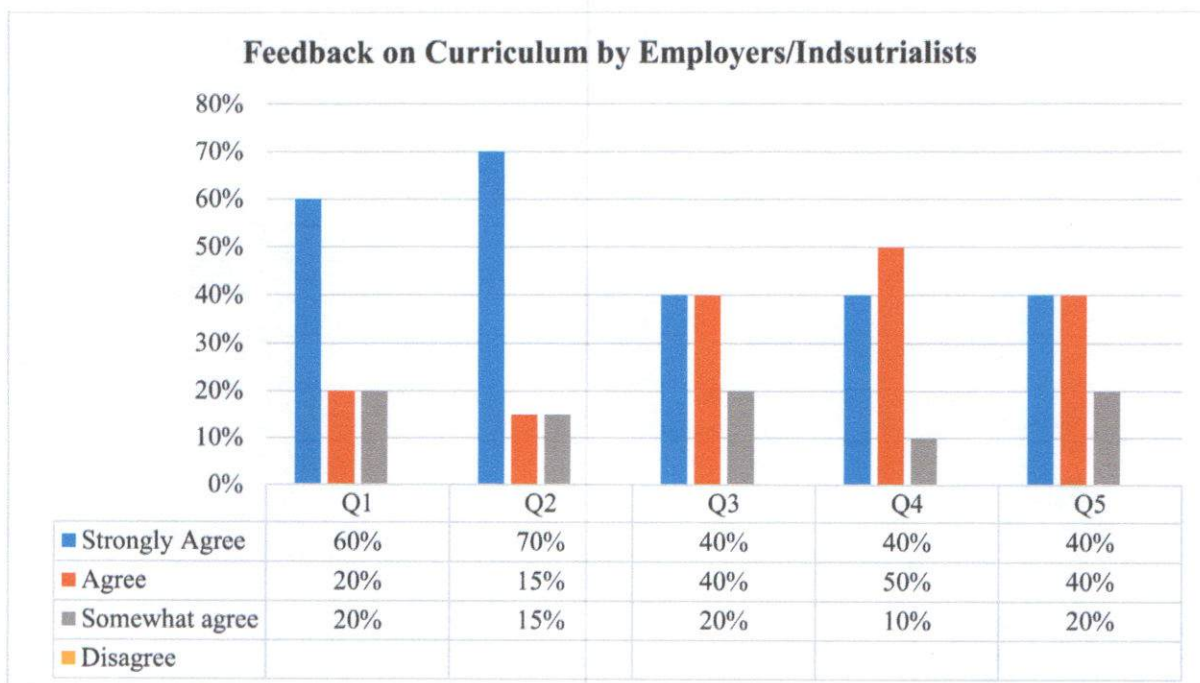
4) Employer's/Industrialists Feedback Form

Sample Size – 5

Response Summary (Tabular)

| QN | Question | Strongly Agree (4) | Agree (3) | Somewhat agree (2) | Disagree (1) |
|----|---|--------------------|-----------|--------------------|--------------|
| 1 | The present curriculum is aligned with departmental mission. | 60% | 20% | 20% | |
| 2 | Employability is given importance in curriculum design and development. | 70% | 15% | 15% | |
| 3 | The curriculum allows multidisciplinary growth of students | 40% | 40% | 20% | |
| 4 | The curriculum is well organized | 40% | 50% | 10% | |
| 5 | The curriculum focuses on design methodology, research and innovation. | 40% | 40% | 20% | |

Response Summary (Graph)

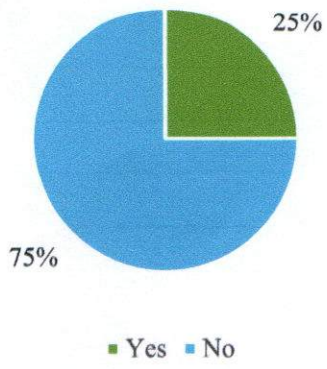


Suggestions/Revisions

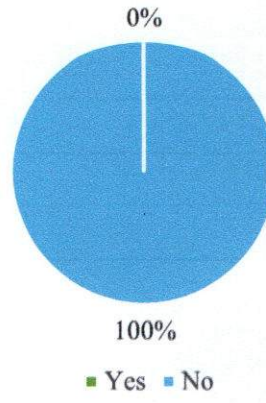
| QN | Question | Yes | No | If 'YES' specify the content |
|----|---|-----|------|---|
| 1 | Is it needed to add any content on curriculum? | 25% | 75% | C++, Java, Python, Sensors, Deep Learning, R, Active Circuit Design |
| 2 | Is it needed to delete any content on curriculum? | 0% | 100% | NA |



Is it needed to add any content on curriculum?



Is it needed to delete any content on curriculum?





ASANSOL ENGINEERING COLLEGE

Vivekananda Sarani, Kanyapur, Asansol – 5

Department of Electrical Engineering

Report on Feedback Analysis on Curriculum Academic Year – 2017-18

Program Name: B.Tech in Electrical Engineering

Stakeholders play an important role in curriculum development to cater with present need of society. The survey has been conducted among the various stakeholders (Students, Faculty Members/Academicians, Alumni, and Employers/Industrialists). A total 139 feedbacks were collected. The agreement rating regarding curriculum development with some specific questions for different stakeholders is listed in the table below. Based on stakeholder's feedback, Gaps in the curriculum is identified and addressed in the DAC. The potential gaps in the curriculum are thus observed and value addition course are drafted for further approval from Academic Committee (AC). The AC approved the courses thereafter. The feedback result is analyzed as follows.

1) Student Feedback Form

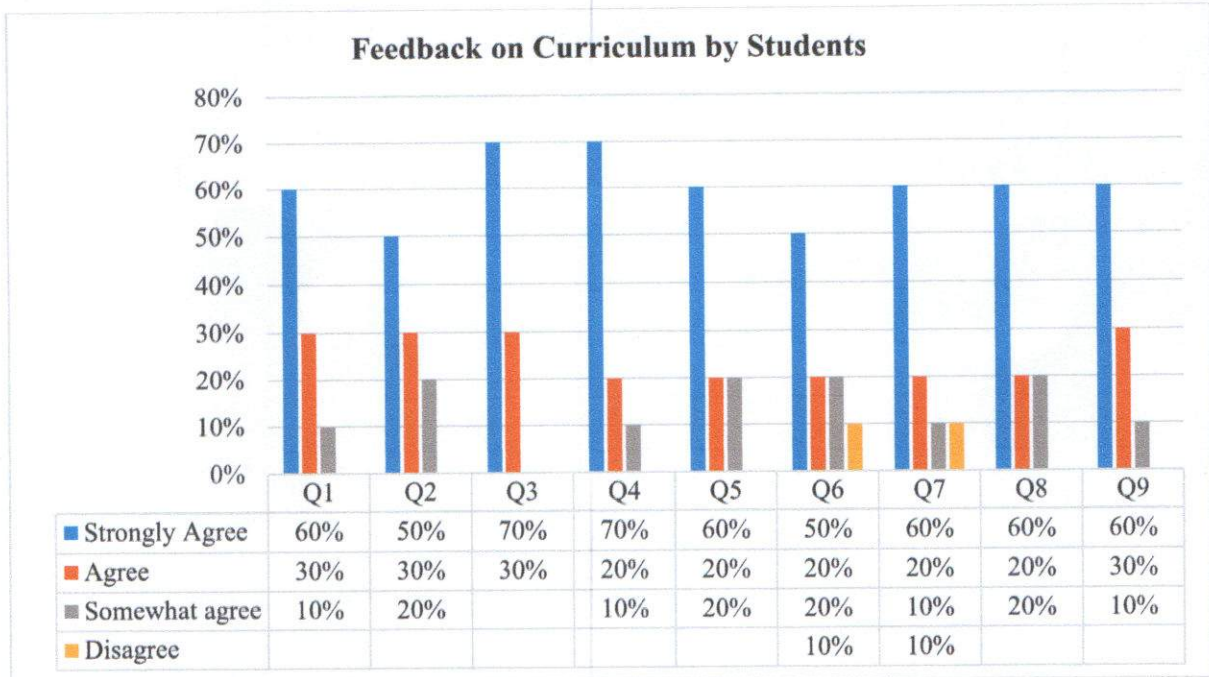
Sample Size – 83

Response Summary (Tabular)

| QN | Question | Strongly Agree (4) | Agree (3) | Somewhat agree (2) | Disagree (1) |
|----|--|--------------------|-----------|--------------------|--------------|
| 1 | The present curriculum is aligned with departmental mission. | 60% | 30% | 10% | |
| 2 | Employability is given importance in curriculum design and development. | 50% | 30% | 20% | |
| 3 | Faculty members are prepared and qualified to teach the curriculum | 70% | 30% | | |
| 4 | The curriculum developed to prepare students for competitive exams like GATE | 70% | 20% | 10% | |
| 5 | The curriculum satisfies students need | 60% | 20% | 20% | |
| 6 | Options for choosing electives are adequate | 50% | 20% | 20% | 10% |
| 7 | The curriculum allows multidisciplinary growth of students | 60% | 20% | 10% | 10% |
| 8 | The curriculum is well organized | 60% | 20% | 20% | |
| 9 | The curriculum focuses on design methodology, research and innovation. | 60% | 30% | 10% | |

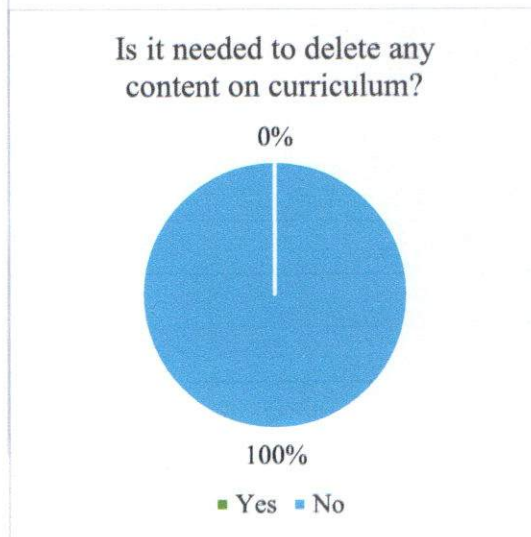
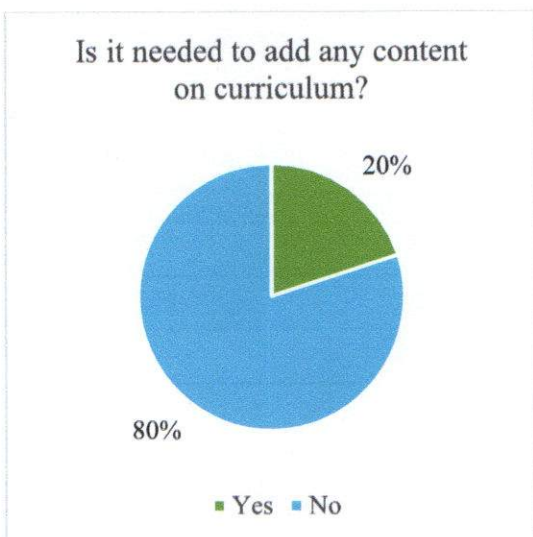


Response Summary (Graph)



Suggestions/Revisions

| QN | Question | Yes | No | If 'YES' specify the content |
|----|---|-----|------|--|
| 1 | Is it needed to add any content on curriculum? | 20% | 80% | Advanced C Programming, AutoCAD, PLC, Electrical Installations |
| 2 | Is it needed to delete any content on curriculum? | 0% | 100% | NA |



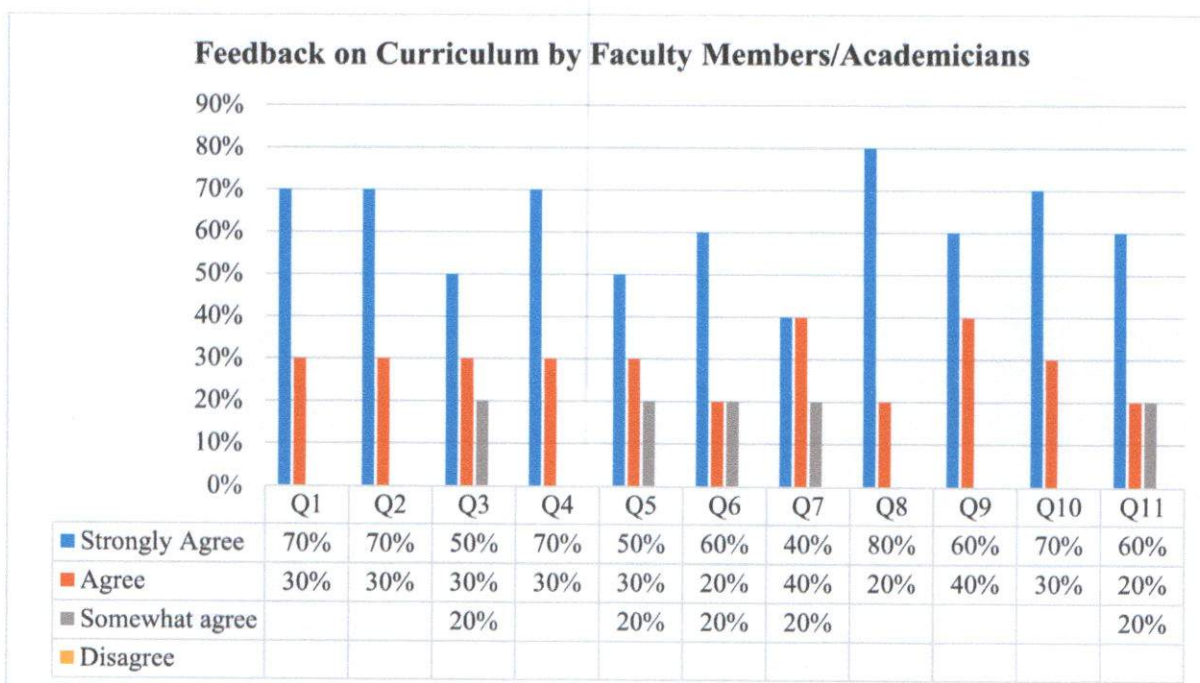
2) Faculty Members/Academicians Feedback Form

Sample Size – 11

Response Summary (Tabular)

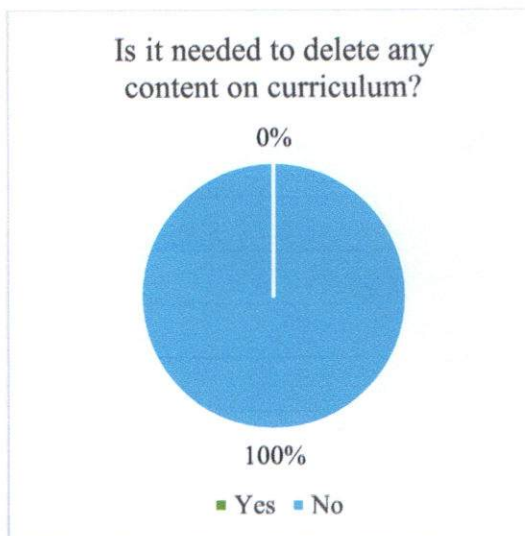
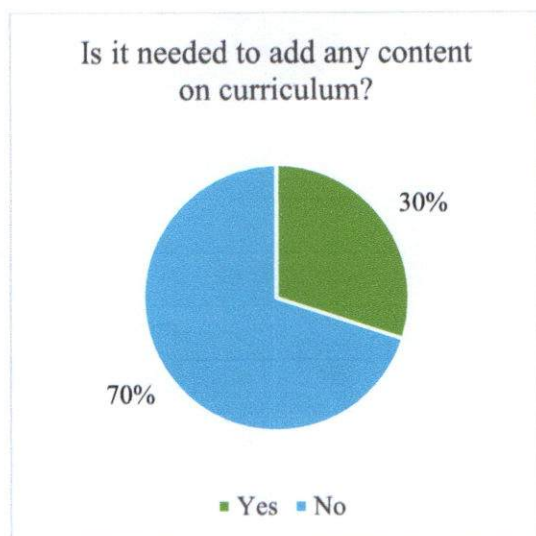
| QN | Question | Strongly Agree (4) | Agree (3) | Somewhat agree (2) | Disagree (1) |
|----|--|--------------------|-----------|--------------------|--------------|
| 1 | The present curriculum is aligned with departmental mission. | 70% | 30% | | |
| 2 | Employability is given importance in curriculum design and development. | 70% | 30% | | |
| 3 | The curriculum developed to prepare students for competitive exams like GATE | 50% | 30% | 20% | |
| 4 | The curriculum satisfies students need | 70% | 30% | | |
| 5 | The curriculum allows multidisciplinary growth of students | 50% | 30% | 20% | |
| 6 | The curriculum is well organized | 60% | 20% | 20% | |
| 7 | The curriculum focuses on design methodology, research and innovation. | 40% | 40% | 20% | |
| 8 | Faculties are given enough freedom to contribute ideas on curriculum design and development. | 80% | 20% | | |
| 9 | The system followed by the department for the design and development of curriculum is effective. | 60% | 40% | | |
| 10 | The curriculum has been updated from time to time. | 70% | 30% | | |
| 11 | Options for choosing electives are adequate | 60% | 20% | 20% | |

Response Summary (Graph)



Suggestions/Revisions

| QN | Question | Yes | No | If 'YES' specify the content |
|----|---|-----|------|---|
| 1 | Is it needed to add any content on curriculum? | 30% | 70% | PLC, SCADA, Smart Grid, Industrial Safety, MATLAB |
| 2 | Is it needed to delete any content on curriculum? | 0% | 100% | NA |



3) Alumni Feedback Form

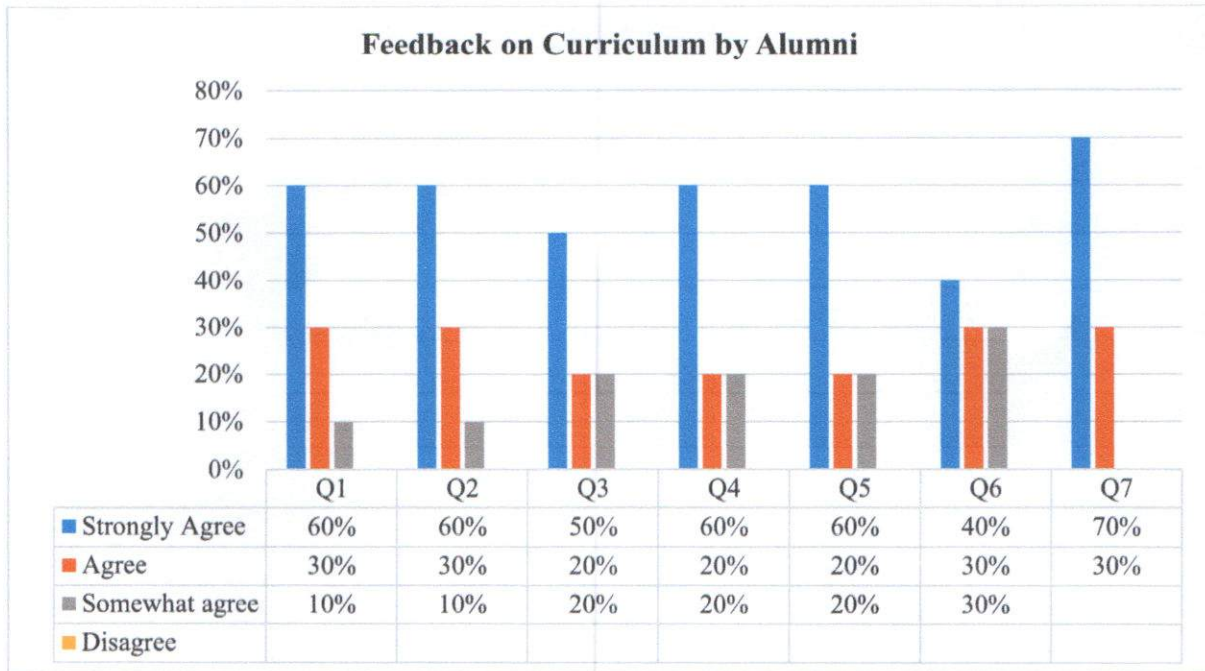
Sample Size – 40

Response Summary (Tabular)



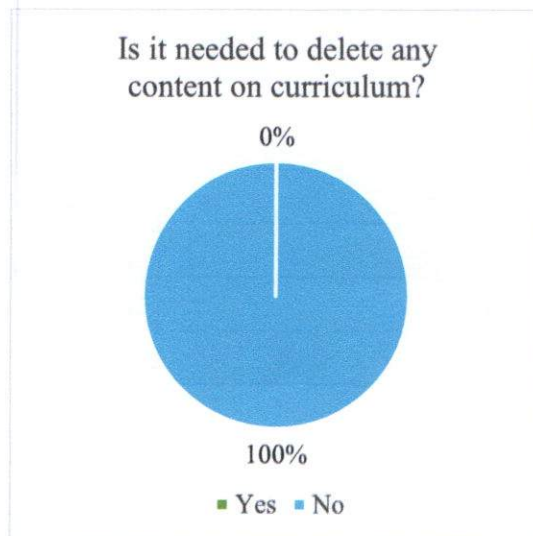
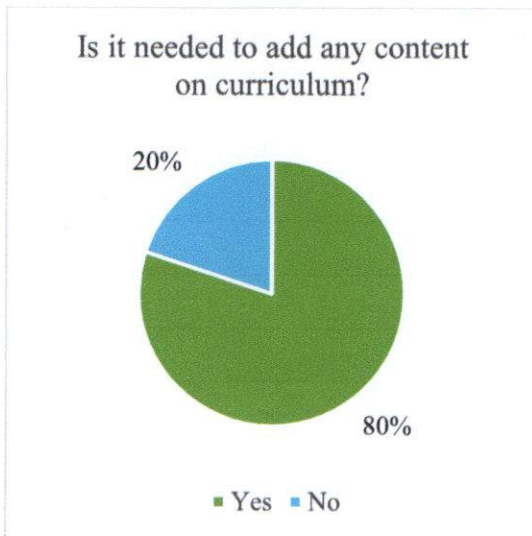
| QN | Question | Strongly Agree (4) | Agree (3) | Somewhat agree (2) | Disagree (1) |
|----|--|--------------------|-----------|--------------------|--------------|
| 1 | The present curriculum is aligned with departmental mission. | 60% | 30% | 10% | |
| 2 | The curriculum developed to prepare students for competitive exams like GATE | 60% | 30% | 10% | |
| 3 | The curriculum satisfies students need | 50% | 20% | 20% | |
| 4 | Employability is given importance in curriculum design and development. | 60% | 20% | 20% | |
| 5 | Options for choosing electives are adequate | 60% | 20% | 20% | |
| 6 | The curriculum allows multidisciplinary growth of students | 40% | 30% | 30% | |
| 7 | The curriculum focuses on design methodology, research and innovation. | 70% | 30% | | |

Response Summary (Graph)



Suggestions/Revisions

| QN | Question | Yes | No | If 'YES' specify the content |
|----|---|-----|------|---|
| 1 | Is it needed to add any content on curriculum? | 80% | 20% | PLC, SCADA, Smart Grid, Industrial Safety, MATLAB, Advanced C Programming, AutoCAD, PLC, Electrical Installations, Java |
| 2 | Is it needed to delete any content on curriculum? | 0% | 100% | NA |



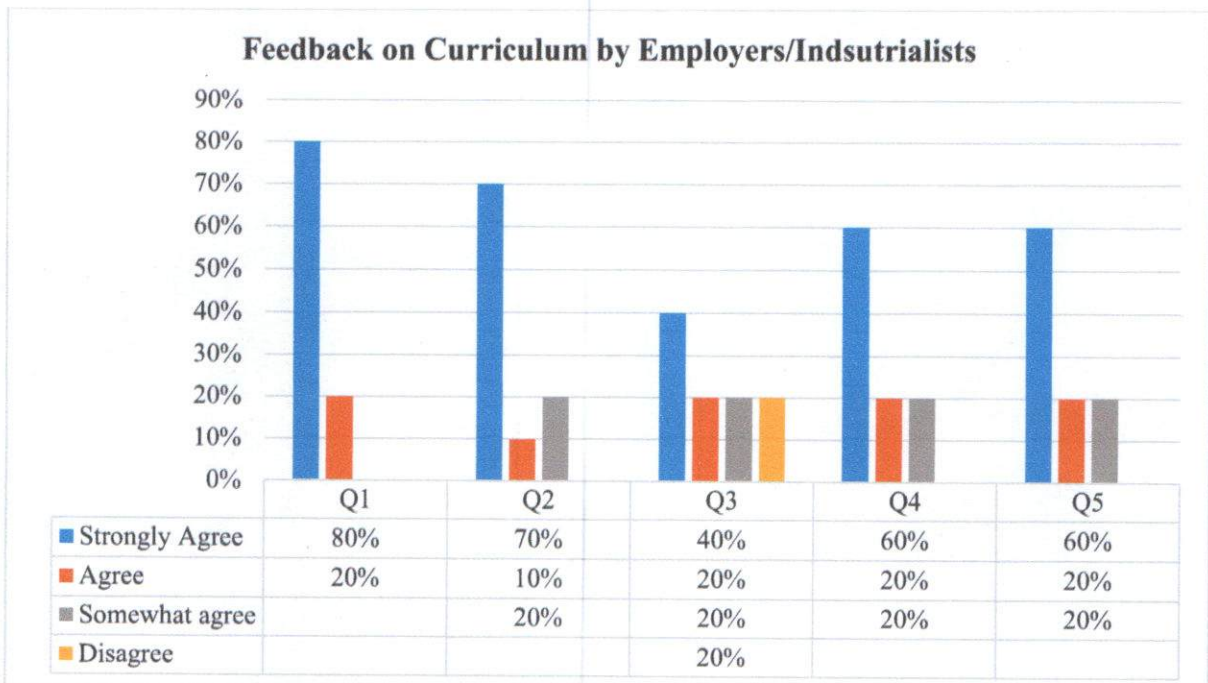
4) Employer's/Industrialists Feedback Form

Sample Size – 5

Response Summary (Tabular)

| QN | Question | Strongly Agree (4) | Agree (3) | Somewhat agree (2) | Disagree (1) |
|----|---|--------------------|-----------|--------------------|--------------|
| 1 | The present curriculum is aligned with departmental mission. | 80% | 20% | | |
| 2 | Employability is given importance in curriculum design and development. | 70% | 10% | 20% | |
| 3 | The curriculum allows multidisciplinary growth of students | 40% | 20% | 20% | 20% |
| 4 | The curriculum is well organized | 60% | 20% | 20% | |
| 5 | The curriculum focuses on design methodology, research and innovation. | 60% | 20% | 20% | |

Response Summary (Graph)

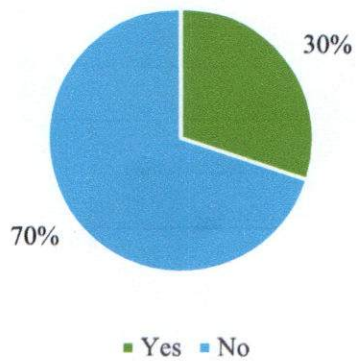


Suggestions/Revisions


| QN | Question | Yes | No | If 'YES' specify the content |
|----|---|-----|------|---------------------------------|
| 1 | Is it needed to add any content on curriculum? | 30% | 70% | Programming, AutoCAD, PLC, Java |
| 2 | Is it needed to delete any content on curriculum? | 0% | 100% | NA |



Is it needed to add any content on curriculum?



Is it needed to delete any content on curriculum?





ASANSOL ENGINEERING COLLEGE

Vivekananda Sarani, Kanyapur, Asansol – 5

Department of Information Technology

Report on Feedback Analysis on Curriculum Academic Year – 2017-18

Program Name: B.Tech in Information Technology

Stakeholders play an important role in curriculum development to cater with present need of society. The survey has been conducted among the various stakeholders (Students, Faculty Members/Academicians, Alumni, and Employers/Industrialists). A total 139 feedbacks were collected. The agreement rating regarding curriculum development with some specific questions for different stakeholders is listed in the table below. Based on stakeholder's feedback, Gaps in the curriculum is identified and addressed in the DAC. The potential gaps in the curriculum are thus observed and value addition course are drafted for further approval from Academic Committee (AC). The AC approved the courses thereafter. The feedback result is analyzed as follows.

1) Student Feedback Form

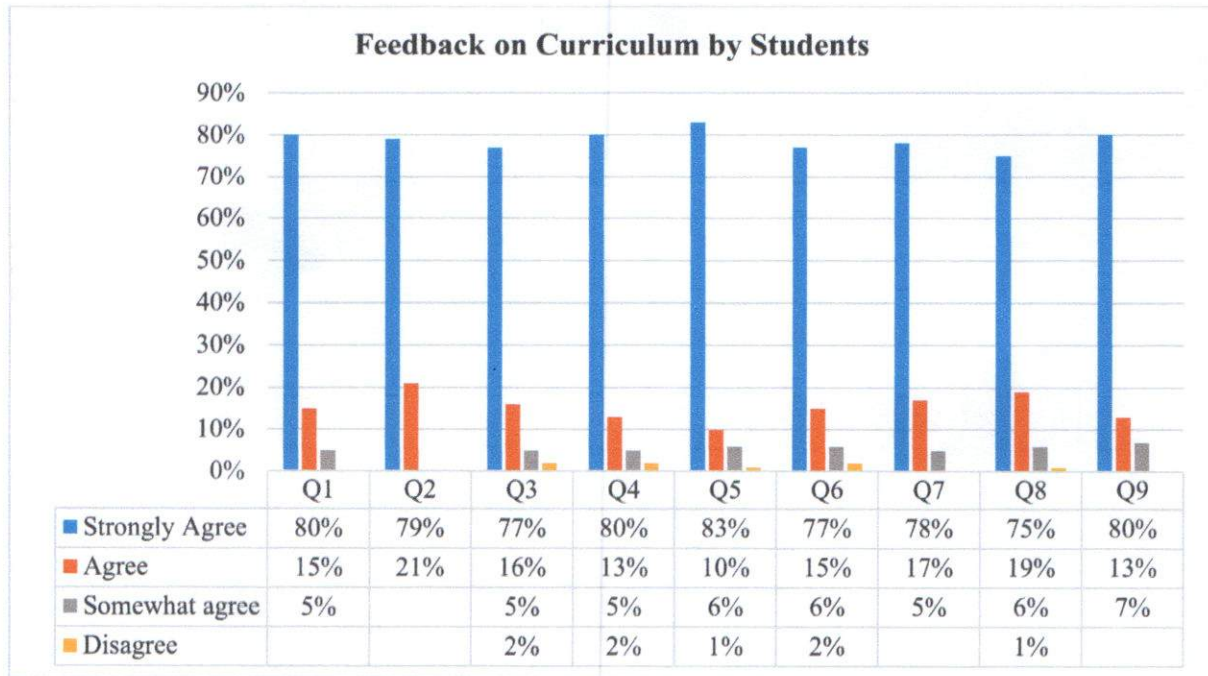
Sample Size – 79

Response Summary (Tabular)

| QN | Question | Strongly Agree (4) | Agree (3) | Somewhat agree (2) | Disagree (1) |
|----|--|--------------------|-----------|--------------------|--------------|
| 1 | The present curriculum is aligned with departmental mission. | 80% | 15% | 5% | |
| 2 | Employability is given importance in curriculum design and development. | 79% | 21% | | |
| 3 | Faculty members are prepared and qualified to teach the curriculum | 77% | 16% | 5% | 2% |
| 4 | The curriculum developed to prepare students for competitive exams like GATE | 80% | 13% | 5% | 2% |
| 5 | The curriculum satisfies students need | 83% | 10% | 6% | 1% |
| 6 | Options for choosing electives are adequate | 77% | 15% | 6% | 2% |
| 7 | The curriculum allows multidisciplinary growth of students | 78% | 17% | 5% | |
| 8 | The curriculum is well organized | 75% | 19% | 6% | 1% |
| 9 | The curriculum focuses on design methodology, research and innovation. | 80% | 13% | 7% | |

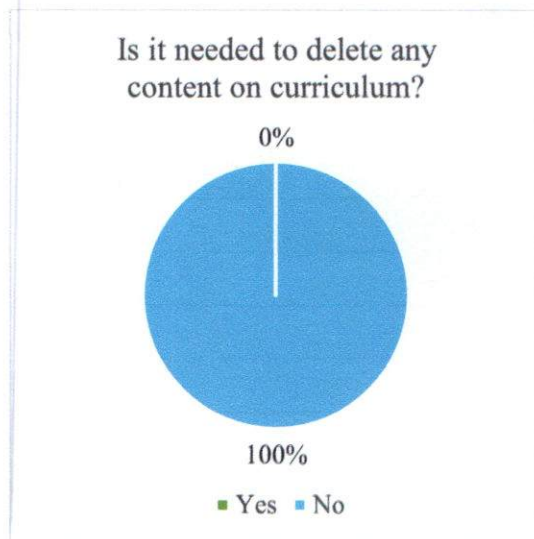
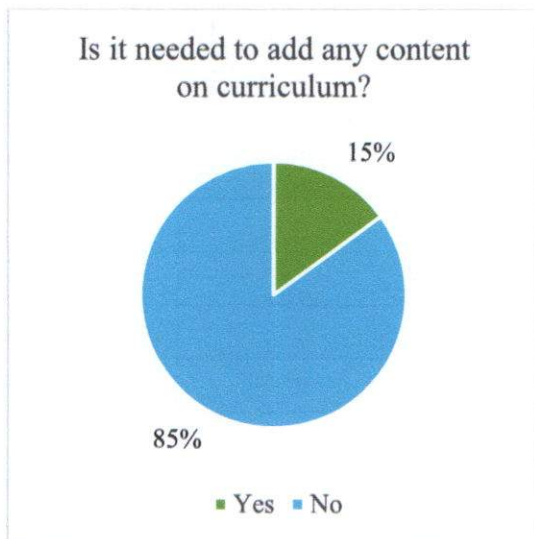


Response Summary (Graph)



Suggestions/Revisions

| QN | Question | Yes | No | If 'YES' specify the content |
|----|---|-----|------|--|
| 1 | Is it needed to add any content on curriculum? | 15% | 85% | Cyber Security, AWS, Advanced Java, ML with Python |
| 2 | Is it needed to delete any content on curriculum? | 0% | 100% | NA |



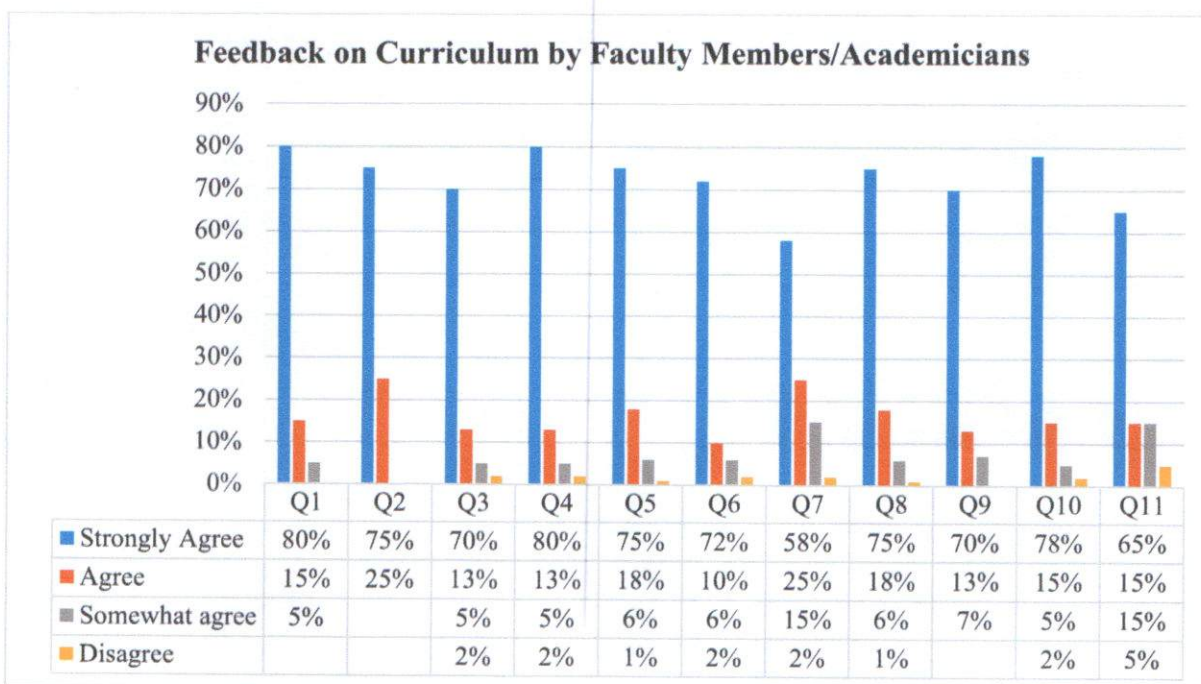
2) Faculty Members/Academicians Feedback Form

Sample Size – 11

Response Summary (Tabular)

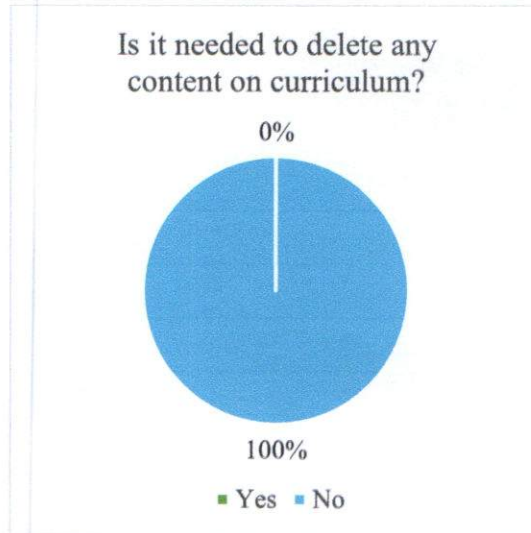
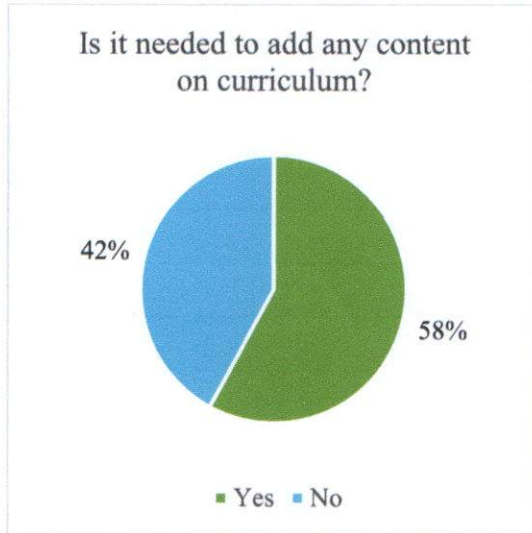
| QN | Question | Strongly Agree (4) | Agree (3) | Somewhat agree (2) | Disagree (1) |
|----|--|--------------------|-----------|--------------------|--------------|
| 1 | The present curriculum is aligned with departmental mission. | 80% | 15% | 5% | |
| 2 | Employability is given importance in curriculum design and development. | 75% | 25% | | |
| 3 | The curriculum developed to prepare students for competitive exams like GATE | 70% | 13% | 5% | 2% |
| 4 | The curriculum satisfies students need | 80% | 13% | 5% | 2% |
| 5 | The curriculum allows multidisciplinary growth of students | 75% | 18% | 6% | 1% |
| 6 | The curriculum is well organized | 72% | 10% | 6% | 2% |
| 7 | The curriculum focuses on design methodology, research and innovation. | 58% | 25% | 15% | 2% |
| 8 | Faculties are given enough freedom to contribute ideas on curriculum design and development. | 75% | 18% | 6% | 1% |
| 9 | The system followed by the department for the design and development of curriculum is effective. | 70% | 13% | 7% | |
| 10 | The curriculum has been updated from time to time. | 78% | 15% | 5% | 2% |
| 11 | Options for choosing electives are adequate | 65% | 15% | 15% | 5% |

Response Summary (Graph)



Suggestions/Revisions

| QN | Question | Yes | No | If 'YES' specify the content |
|----|---|-----|------|---|
| 1 | Is it needed to add any content on curriculum? | 58% | 42% | Cyber Security, AWS, Advanced Java, ML with Python, IIoT, Ethical Hacking, Blockchain Development, Mathematical Thinking, Computer Vision |
| 2 | Is it needed to delete any content on curriculum? | 0% | 100% | NA |



3) Alumni Feedback Form

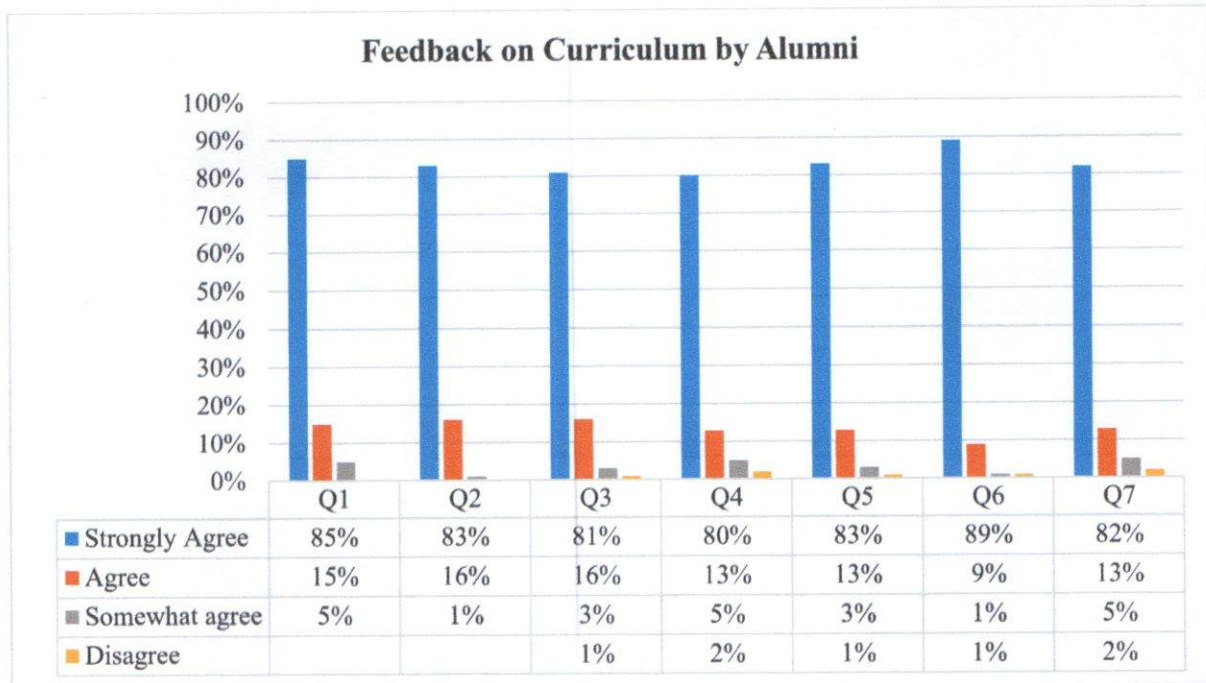
Sample Size – 44

Response Summary (Tabular)

| QN | Question | Strongly Agree (4) | Agree (3) | Somewhat agree (2) | Disagree (1) |
|----|--|--------------------|-----------|--------------------|--------------|
| 1 | The present curriculum is aligned with departmental mission. | 85% | 15% | 5% | |
| 2 | The curriculum developed to prepare students for competitive exams like GATE | 83% | 16% | 1% | |
| 3 | The curriculum satisfies students need | 81% | 16% | 3% | 1% |
| 4 | Employability is given importance in curriculum design and development. | 80% | 13% | 5% | 2% |
| 5 | Options for choosing electives are adequate | 83% | 13% | 3% | 1% |
| 6 | The curriculum allows multidisciplinary growth of students | 89% | 9% | 1% | 1% |
| 7 | The curriculum focuses on design methodology, research and innovation. | 82% | 13% | 5% | 2% |

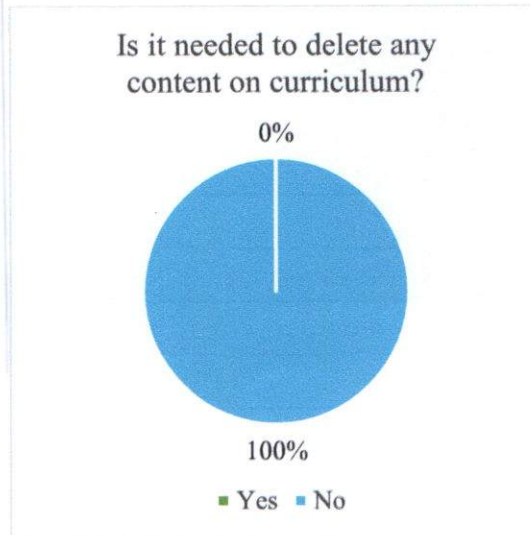
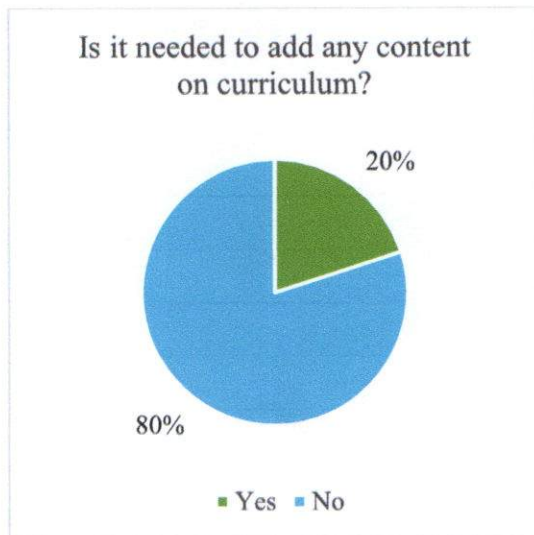


Response Summary (Graph)



Suggestions/Revisions

| QN | Question | Yes | No | If 'YES' specify the content |
|----|---|-----|------|--|
| 1 | Is it needed to add any content on curriculum? | 20% | 80% | Ethical Hacking, AI, AWS, Cyber Security |
| 2 | Is it needed to delete any content on curriculum? | 0% | 100% | NA |



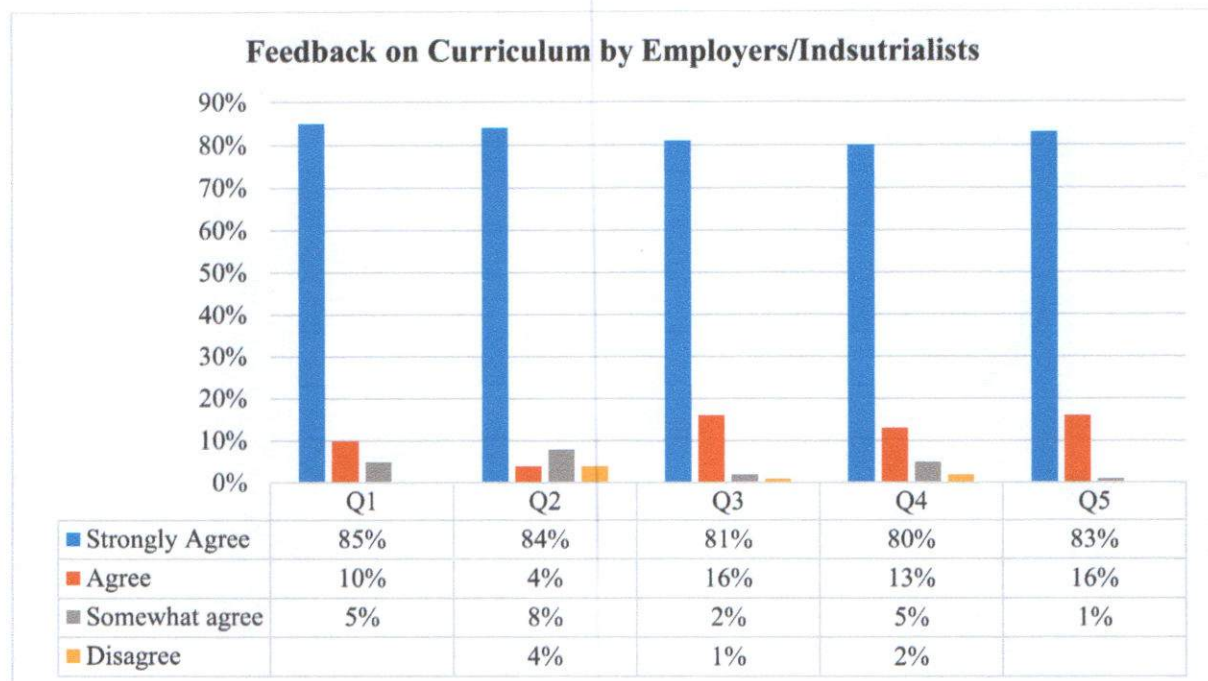
4) Employer's/Industrialists Feedback Form

Sample Size – 5

Response Summary (Tabular)

| QN | Question | Strongly Agree (4) | Agree (3) | Somewhat agree (2) | Disagree (1) |
|----|---|--------------------|-----------|--------------------|--------------|
| 1 | The present curriculum is aligned with departmental mission. | 85% | 10% | 5% | |
| 2 | Employability is given importance in curriculum design and development. | 84% | 4% | 8% | 4% |
| 3 | The curriculum allows multidisciplinary growth of students | 81% | 16% | 2% | 1% |
| 4 | The curriculum is well organized | 80% | 13% | 5% | 2% |
| 5 | The curriculum focuses on design methodology, research and innovation. | 83% | 16% | 1% | |

Response Summary (Graph)

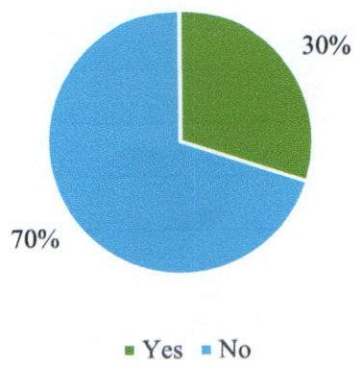


Suggestions/Revisions

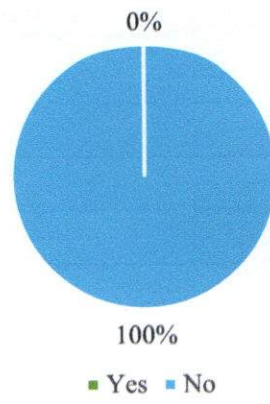
| QN | Question | Yes | No | If 'YES' specify the content |
|----|---|-----|------|--|
| 1 | Is it needed to add any content on curriculum? | 30% | 70% | Cyber Security, AWS, Advanced Java, ML with Python |
| 2 | Is it needed to delete any content on curriculum? | 0% | 100% | NA |



Is it needed to add any content on curriculum?



Is it needed to delete any content on curriculum?





ASANSOL ENGINEERING COLLEGE

Vivekananda Sarani, Kanyapur, Asansol – 5

Department of Mechanical Engineering

Report on Feedback Analysis on Curriculum Academic Year – 2017-18

Program Name: B.Tech in Mechanical Engineering

Stakeholders play an important role in curriculum development to cater with present need of society. The survey has been conducted among the various stakeholders (Students, Faculty Members/Academicians, Alumni, and Employers/Industrialists). A total 162 feedbacks were collected. The agreement rating regarding curriculum development with some specific questions for different stakeholders is listed in the table below. Based on stakeholder's feedback, Gaps in the curriculum is identified and addressed in the DAC. The potential gaps in the curriculum are thus observed and value addition course are drafted for further approval from Academic Committee (AC). The AC approved the courses thereafter. The feedback result is analyzed as follows.

1) Student Feedback Form

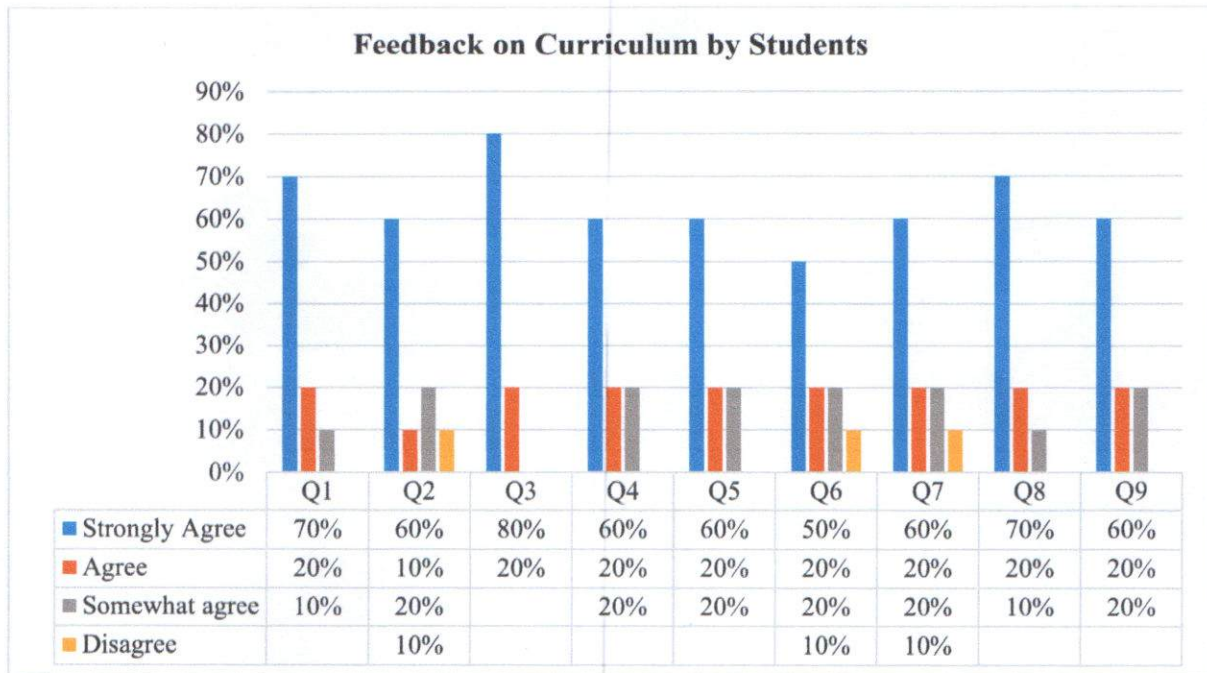
Sample Size – 106

Response Summary (Tabular)

| QN | Question | Strongly Agree (4) | Agree (3) | Somewhat agree (2) | Disagree (1) |
|----|--|--------------------|-----------|--------------------|--------------|
| 1 | The present curriculum is aligned with departmental mission. | 70% | 20% | 10% | |
| 2 | Employability is given importance in curriculum design and development. | 60% | 10% | 20% | 10% |
| 3 | Faculty members are prepared and qualified to teach the curriculum | 80% | 20% | | |
| 4 | The curriculum developed to prepare students for competitive exams like GATE | 60% | 20% | 20% | |
| 5 | The curriculum satisfies students need | 60% | 20% | 20% | |
| 6 | Options for choosing electives are adequate | 50% | 20% | 20% | 10% |
| 7 | The curriculum allows multidisciplinary growth of students | 60% | 20% | 20% | 10% |
| 8 | The curriculum is well organized | 70% | 20% | 10% | |
| 9 | The curriculum focuses on design methodology, research and innovation. | 60% | 20% | 20% | |

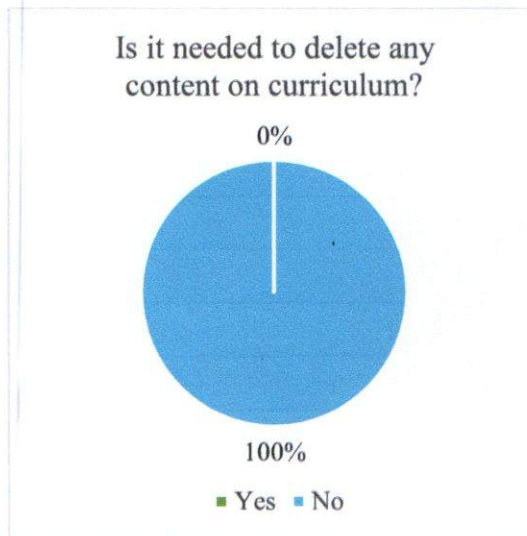
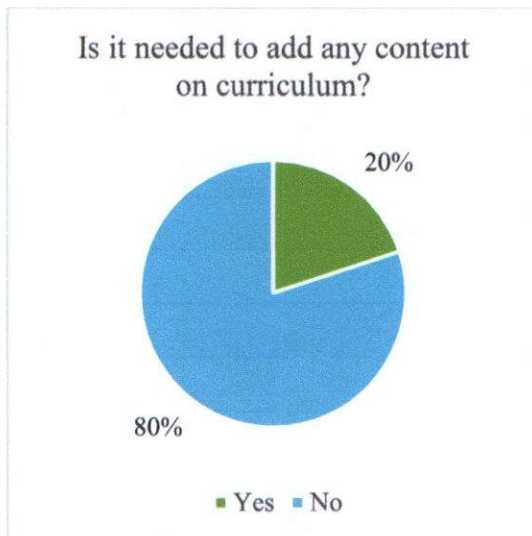


Response Summary (Graph)



Suggestions/Revisions

| QN | Question | Yes | No | If 'YES' specify the content |
|----|---|-----|------|---|
| 1 | Is it needed to add any content on curriculum? | 20% | 80% | EV, NDT, Project Management, Supply Chain Analytics |
| 2 | Is it needed to delete any content on curriculum? | 0% | 100% | NA |



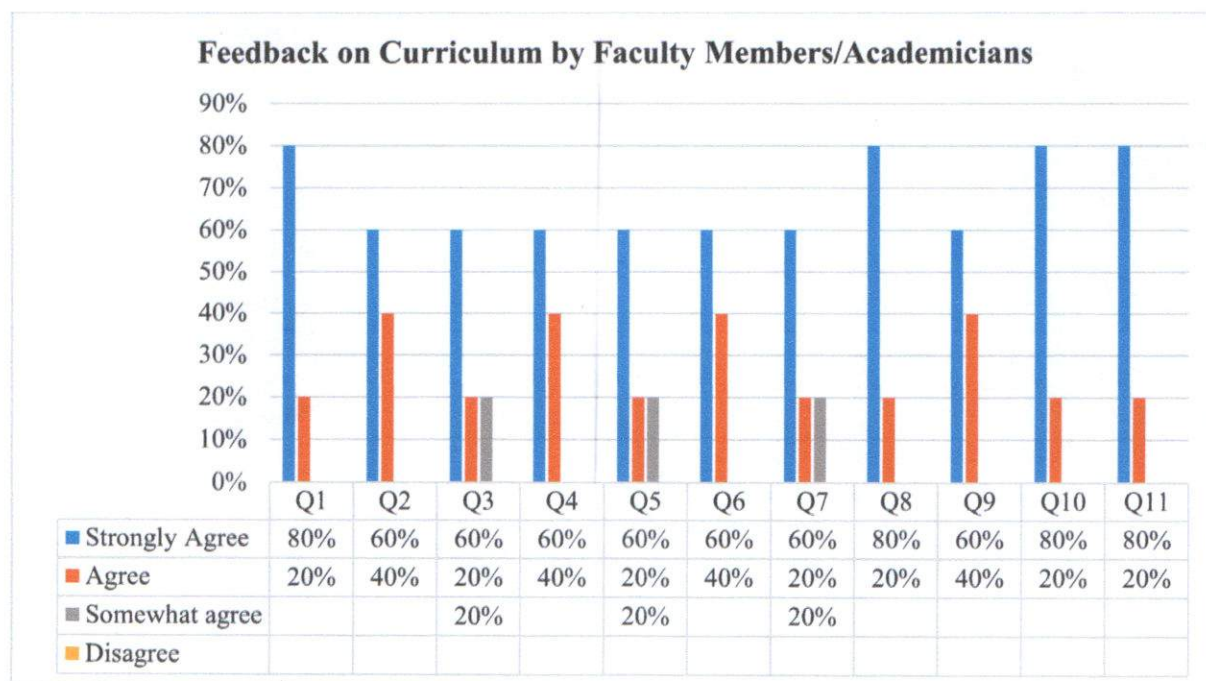
2) Faculty Members/Academicians Feedback Form

Sample Size – 11

Response Summary (Tabular)

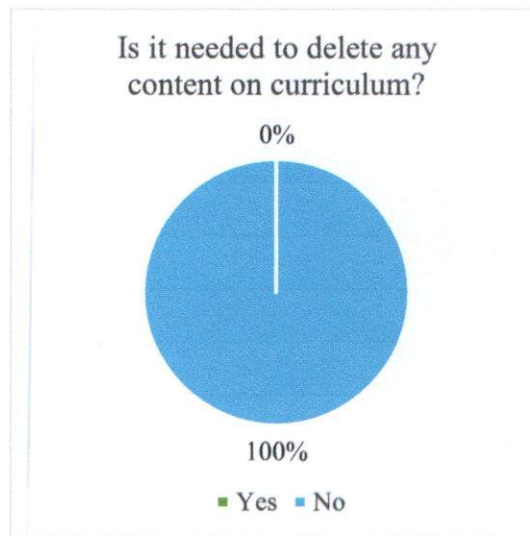
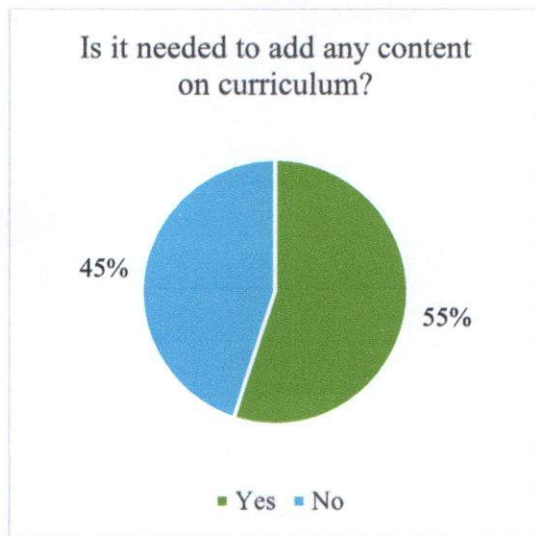
| QN | Question | Strongly Agree (4) | Agree (3) | Somewhat agree (2) | Disagree (1) |
|----|--|--------------------|-----------|--------------------|--------------|
| 1 | The present curriculum is aligned with departmental mission. | 80% | 20% | | |
| 2 | Employability is given importance in curriculum design and development. | 60% | 40% | | |
| 3 | The curriculum developed to prepare students for competitive exams like GATE | 60% | 20% | 20% | |
| 4 | The curriculum satisfies students need | 60% | 40% | | |
| 5 | The curriculum allows multidisciplinary growth of students | 60% | 20% | 20% | |
| 6 | The curriculum is well organized | 60% | 40% | | |
| 7 | The curriculum focuses on design methodology, research and innovation. | 60% | 20% | 20% | |
| 8 | Faculties are given enough freedom to contribute ideas on curriculum design and development. | 80% | 20% | | |
| 9 | The system followed by the department for the design and development of curriculum is effective. | 60% | 40% | | |
| 10 | The curriculum has been updated from time to time. | 80% | 20% | | |
| 11 | Options for choosing electives are adequate | 80% | 20% | | |

Response Summary (Graph)



Suggestions/Revisions

| QN | Question | Yes | No | If 'YES' specify the content |
|----|---|-----|------|--|
| 1 | Is it needed to add any content on curriculum? | 55% | 45% | EV, NDT, Project Management, Supply Chain Analytics, Industrial Safety, Metal Additive Manufacturing, Casting Technology, IC Engines and Gas Turbine |
| 2 | Is it needed to delete any content on curriculum? | 0% | 100% | NA |



3) Alumni Feedback Form

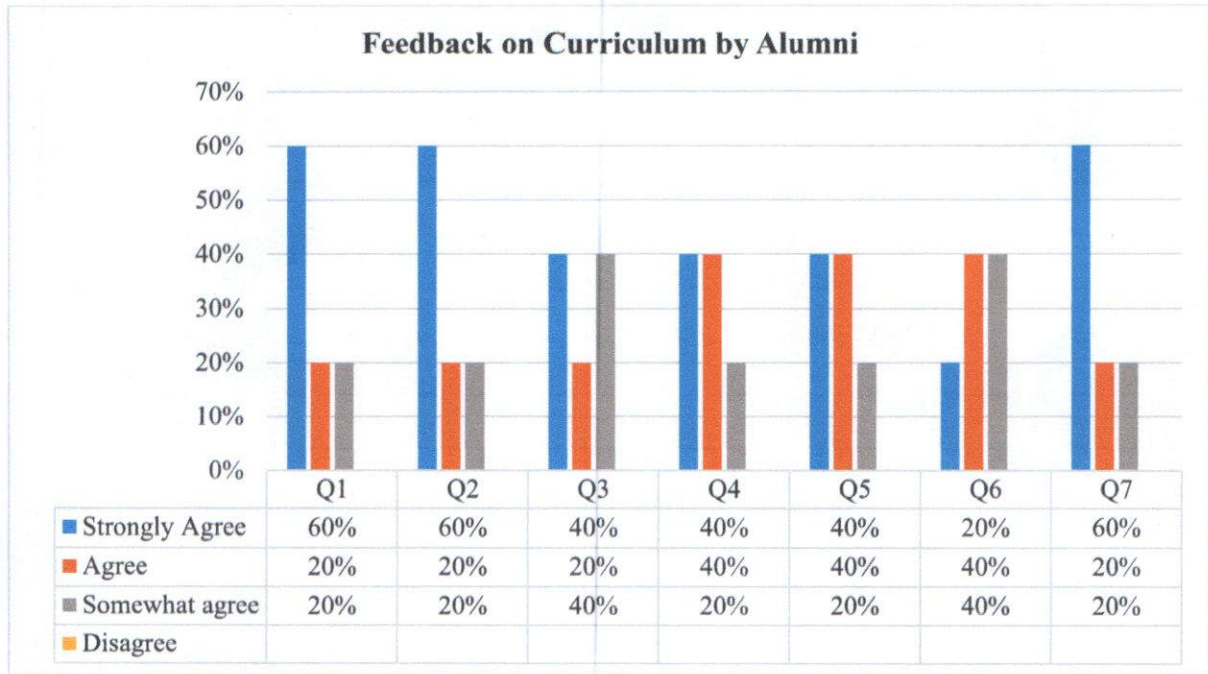
Sample Size – 40

Response Summary (Tabular)

| QN | Question | Strongly Agree (4) | Agree (3) | Somewhat agree (2) | Disagree (1) |
|----|--|--------------------|-----------|--------------------|--------------|
| 1 | The present curriculum is aligned with departmental mission. | 60% | 20% | 20% | |
| 2 | The curriculum developed to prepare students for competitive exams like GATE | 60% | 20% | 20% | |
| 3 | The curriculum satisfies students need | 40% | 20% | 40% | |
| 4 | Employability is given importance in curriculum design and development. | 40% | 40% | 20% | |
| 5 | Options for choosing electives are adequate | 40% | 40% | 20% | |
| 6 | The curriculum allows multidisciplinary growth of students | 20% | 40% | 40% | |
| 7 | The curriculum focuses on design methodology, research and innovation. | 60% | 20% | 20% | |

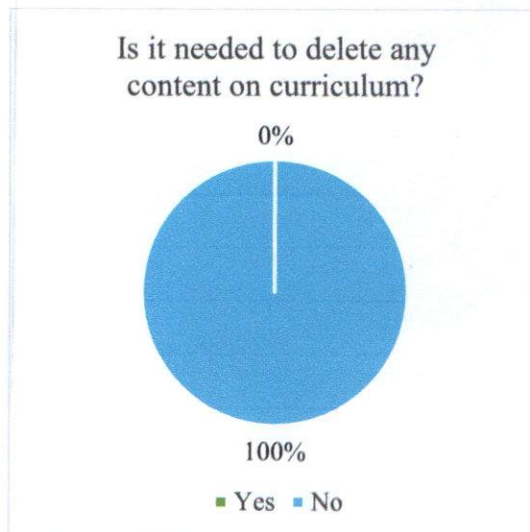
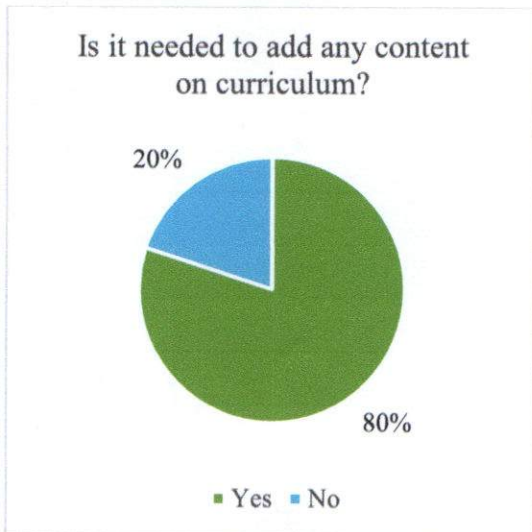


Response Summary (Graph)



Suggestions/Revisions

| QN | Question | Yes | No | If 'YES' specify the content |
|----|---|-----|------|---|
| 1 | Is it needed to add any content on curriculum? | 80% | 20% | EV, NDT, Project Management, Supply Chain Analytics, Industrial Safety, Metal Additive Manufacturing, Java, Programming, Python |
| 2 | Is it needed to delete any content on curriculum? | 0% | 100% | NA |

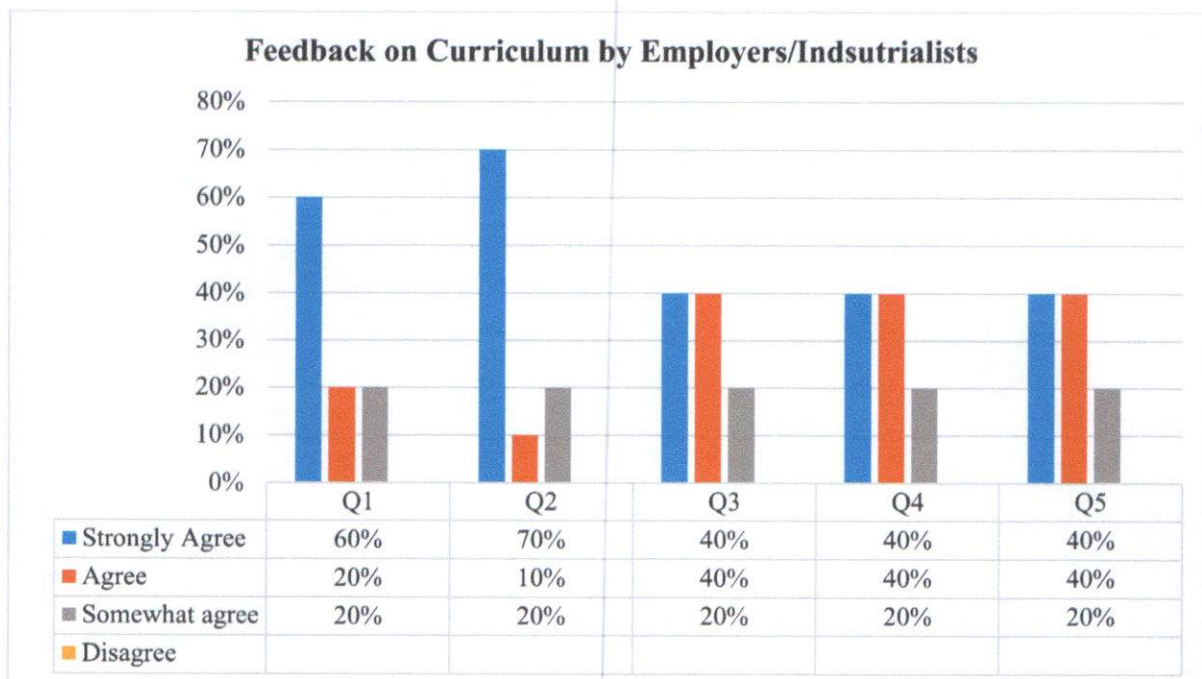


4) Employer's/Industrialists Feedback Form
Sample Size – 5

Response Summary (Tabular)

| QN | Question | Strongly Agree (4) | Agree (3) | Somewhat agree (2) | Disagree (1) |
|----|---|--------------------|-----------|--------------------|--------------|
| 1 | The present curriculum is aligned with departmental mission. | 60% | 20% | 20% | |
| 2 | Employability is given importance in curriculum design and development. | 70% | 10% | 20% | |
| 3 | The curriculum allows multidisciplinary growth of students | 40% | 40% | 20% | |
| 4 | The curriculum is well organized | 40% | 40% | 20% | |
| 5 | The curriculum focuses on design methodology, research and innovation. | 40% | 40% | 20% | |

Response Summary (Graph)

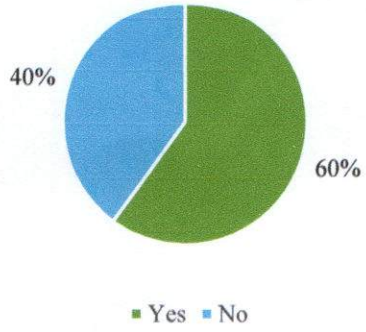


Suggestions/Revisions

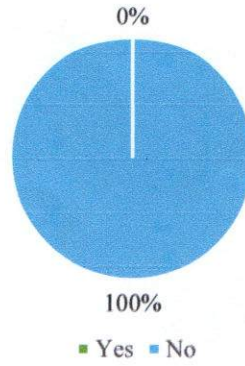
| QN | Question | Yes | No | If 'YES' specify the content |
|----|---|-----|------|---|
| 1 | Is it needed to add any content on curriculum? | 60% | 40% | EV, NDT, Project Management, Supply Chain Analytics, Java, Python |
| 2 | Is it needed to delete any content on curriculum? | 0% | 100% | NA |



Is it needed to add any content on curriculum?



Is it needed to delete any content on curriculum?



D. Sw
04/06/2028

Principal in charge
Asansol Engineering College